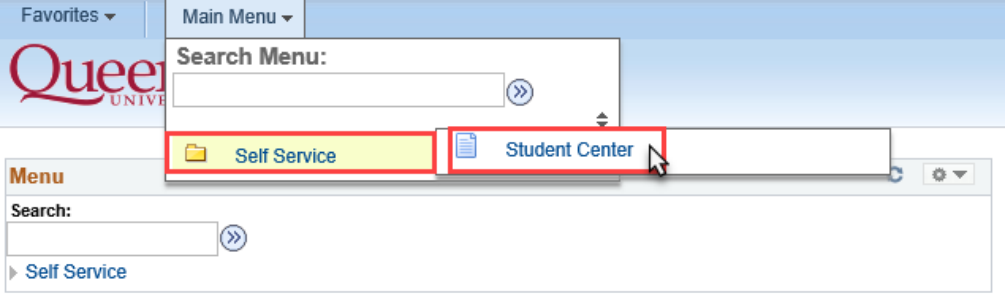
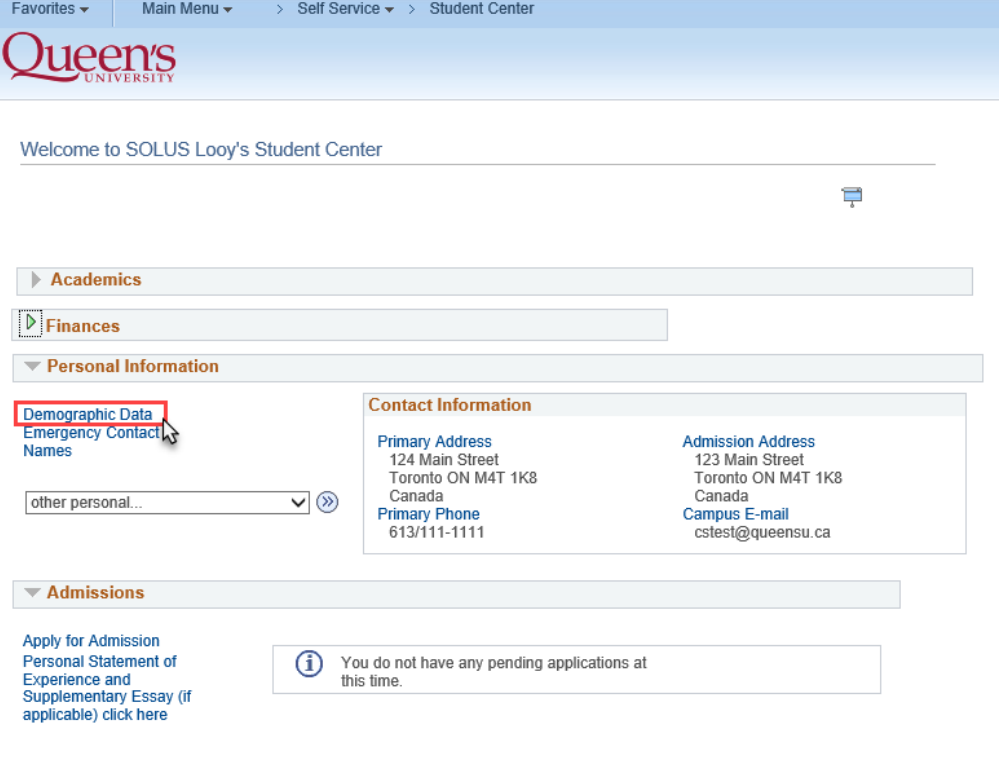
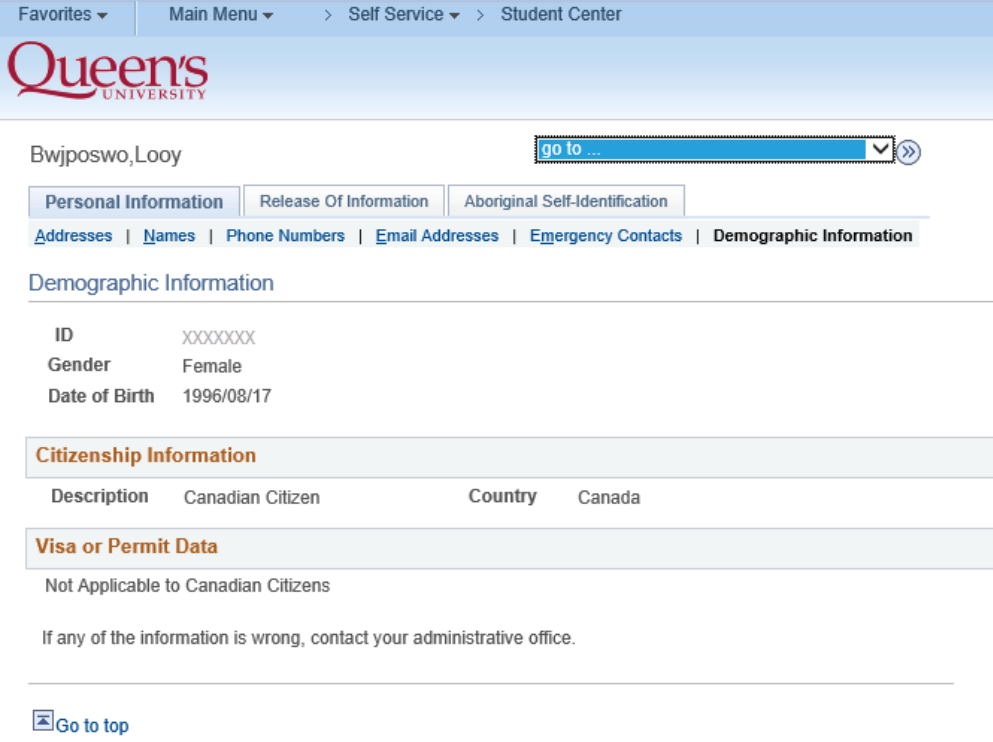


PERSONAL INFORMATION – Demographic Data

Processing Steps	Screenshots
<p>Step 1:</p> <p>Access the main page of SOLUS via the following navigation:</p> <p>Main Menu > Self Service > Student Center</p>	
<p>Step 2:</p> <p>On the main page of SOLUS scroll down to the Personal Information section.</p> <p>Click on the Demographic Data link.</p>	

Processing Steps	Screenshots				
<p>Step 3:</p> <p>The Demographic Information page displays information that Queen’s has on record for you, such as your:</p> <ol style="list-style-type: none"> 1. Current immigration status, 2. Student number, and 3. Birthdate. <p>If any of this information is incorrect, please contact the Office of the University Registrar at 613-533-2040 as soon as possible.</p>	 <p>Favorites ▾ Main Menu ▾ > Self Service ▾ > Student Center</p> <p>Queen's UNIVERSITY</p> <p>Bwjposwo,Looy <input type="text" value="go to ..."/> ▾ >></p> <p>Personal Information Release Of Information Aboriginal Self-Identification</p> <p>Addresses Names Phone Numbers Email Addresses Emergency Contacts Demographic Information</p> <p>Demographic Information</p> <hr/> <p>ID XXXXXXX Gender Female Date of Birth 1996/08/17</p> <p>Citizenship Information</p> <table border="1"> <thead> <tr> <th>Description</th> <th>Country</th> </tr> </thead> <tbody> <tr> <td>Canadian Citizen</td> <td>Canada</td> </tr> </tbody> </table> <p>Visa or Permit Data</p> <p>Not Applicable to Canadian Citizens</p> <p>If any of the information is wrong, contact your administrative office.</p> <hr/> <p>Go to top</p>	Description	Country	Canadian Citizen	Canada
Description	Country				
Canadian Citizen	Canada				