

ENGL 100-700 Zoom Meeting 2a

Midcourse Exam Info Session



Zoom Meeting Information

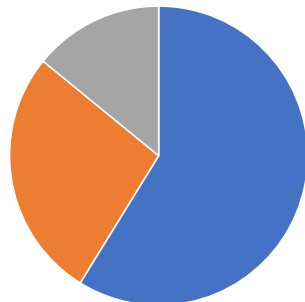
- Zoom Meetings are about 60 minutes long and are recorded.
- Recordings and PowerPoints are posted on onQ (under “Content” > “Zoom Meetings”).
- Participate in the discussion by using the “Chat” window or by raising your hand under “React.”
- Attendance will be taken at a random point in the meeting; your camera may be on or off.

ENGL 100-700 Zoom Meetings

Please see the Course Syllabus for specific dates and times

	a. Informational	b. Writing Seminars	c. Live Chats
Unit 1	Intro to ENGL 100	1b. Writing Seminar 1 (Crafting an Effective Thesis Statement)	1c. Live Chat 1 (Short Fiction)
	1a. Academic Integrity		
Unit 2	2a. Midcourse Exam Info Session	2b. Writing Seminar 2 (Structuring an Analytical Essay)	2c. Live Chat 2 (Drama)
Unit 3	3a. TA Check-In	3b. Writing Seminar 3 (Claim, Evidence, and Analysis)	3c. Live Chat 3 (Literary Non-Fiction)
Unit 4	4a. Final Exam Info Session	4b. Writing Seminar 4 (Some Notes on Grammar and Style)	4c. Live Chat 4 (Poetry)

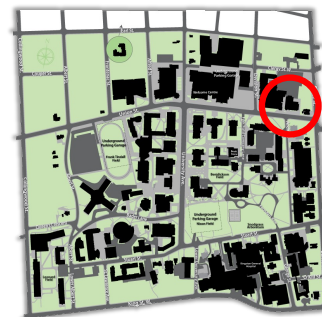
ENGL 100 Writing Assignment 1



■ Achebe (50) ■ O'Connor (23) ■ Munro (12)

ENGL 100 Midcourse Examination

Friday 19 June 2026



- students writing on campus:
 - 9.00 a.m. ET – 12.00 noon ET
 - Room 205, Walter Light Hall
- students writing online:
 - book your time online
 - write via onQ with ProctorU

Accommodated Exams may differ
Monitor SOLUS for updates

ENGL 100 Midcourse Examination

administrative enquiries

*scheduling, locations,
accommodations, technical issues*



ASO Examinations Office
aso.exams@queensu.ca

academic enquiries

*course content, interpretation of
Examination instructions*



Dr May
mayr@queensu.ca

Queen's University Examination Regulations

<https://www.queensu.ca/registrar/academic-info/exams/students/>

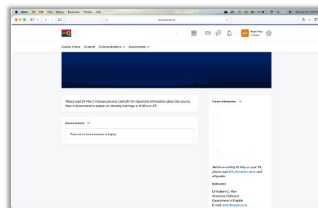
ENGL 100 Midcourse Examination



students writing on campus

- **Examination Paper**
 - contains Examination instructions
- **Answer Booklet**
 - compose your essay response here
 - indicate your student number on the front page
 - write in full sentences only
 - double-space your essay response

ENGL 100 Midcourse Examination



<https://onq.queensu.ca>

students writing online

- **onQ**
 - contains Examination instructions
 - compose your Essay response in a MS Word (.docx) document
 - upload your Essay to onQ
- **ProctorU**
 - Follow online proctor instructions as provided

ENGL 100 Midcourse Examination

Please read Appendix X of the Course Syllabus in its entirety for complete information

Course Syllabus Appendix X

Examination Instructions: It is highly recommended that you read this entire Examination through before you begin to write. This Examination is 3 hours in length. Please remember to phrase all of your responses in complete sentences. You will not receive credit for responses in point form or otherwise not phrased in complete sentences. Please double-space your responses. You will be penalized for failing to double-space your responses. No aids are permitted.

[The instructions in Appendix A2 will follow.]

ENGL 100 Midcourse Examination

General Tips

- Budget your time carefully and wisely. *Take some time to brainstorm; you don't need to write for full 3 hours.*
- Number your response(s) clearly. *Make it clear which prompt you are responding to.*
- Phrase your response(s) in complete sentences. *You will not receive any credit for point-form responses.*
- Remember to double-space your response(s). *You will be penalized for failing to double-space your responses.*
- This is a closed-book Exam. No aids are allowed. *Short direct quotations or indirect quotations are acceptable.*

ENGL 100 Midcourse Examination

Course Syllabus Appendix A2

Step 2: Write a short Essay that responds to the following topic:

Choose 1 (and only 1) of the 3 Elements of Drama indicated in Box A, and analyze how that Element creates meaning or reveals theme in the play indicated in Box B.

[Actual Elements, name of playwright, and title of play will be revealed at the Examination.]

ENGL 100 Midcourse Examination

Suggested Study Strategy

	Shakespeare	Wilde	St Bernard	Moscovitch
theme	• Identify a theme for each play.			
plot				
conflict	• Brainstorm how each Element helps reveal theme.			
character	• Provide a short quotation for context and evidence.			
setting	• Commit table to memory to draw from during Exam.			
viewpoint				
language				
tone				
mode				

The Elements of Drama

Shakespeare, <i>Twelfth Night</i> (Act 1)	Introduction to Drama
Shakespeare, <i>Twelfth Night</i> (Act 2)	Shakespearean Stage
Shakespeare, <i>Twelfth Night</i> (Act 3)	plot organized narrative
Shakespeare, <i>Twelfth Night</i> (Act 4)	conflict tensions and oppositions
Shakespeare, <i>Twelfth Night</i> (Act 5)	character people or entities
Wilde, <i>Being Earnest</i> (Act 1)	setting when and where
Wilde, <i>Being Earnest</i> (Act 2)	viewpoint identity of narrator
Wilde, <i>Being Earnest</i> (Act 3)	language rhetorical devices
St Bernard, <i>Salome's Clothes</i> (1-9)	tone attitude of narrator
St Bernard, <i>Salome's Clothes</i> (10-17)	mode dramatic subgenre
Moscovitch, <i>Essay</i> (Scene 1)	theme abstract concept
Moscovitch, <i>Essay</i> (Scene 2)	Review of Drama

ENGL 100 Midcourse Examination

Important Information

- The Examination engages with Unit 2 (The Elements of Drama) only; the Examination does not engage with other Units in the course.
- The Examination asks you to choose 1 Element of Drama from a list of 3 Elements that will be revealed at the Examination, and not ahead of time. Write about 1 of these Elements only, not multiple Elements.
- The Examination asks you to write about one of the plays studied in Unit 2 that will be revealed at the Examination, and not ahead of time. Write about this play only, not any other play.
- There are no other questions on the Examination.
- The Examination is closed-book (i.e., no aids are permitted, including the text of the play, the Course Notes on onQ, online resources, etc.).

Queen's University Official Statement of Copyright: *This material is copyrighted and is for the sole use of students registered in courses at Queen's University. This material shall not be distributed or disseminated to anyone other than students registered in courses at Queen's University. Failure to abide by these conditions is a breach of copyright, and may also constitute a breach of academic integrity under the University Senate's Academic Integrity Policy Statement.*

ENGL 100 Midcourse Examination

Essay Tips

- Brainstorm a strong thesis for the introductory paragraph. *Reduce the broad topic to a narrowly focused thesis statement.*
- Maintain a clear and coherent organizational principle. *Include introductory, concluding, and analytical paragraphs.*
- Aim to strike a balance between depth and breadth of analysis. *Include analytical paragraphs that deal with distinct issues.*
- Contextualize your ideas with quotations (direct, if possible). *Correct MLA Style (in-text citations, Works Cited) is not required.*
- Respond to 1 Examination question only. *You will not receive credit for responding to more than 1 prompt.*