

**Virtual Showcase of Teaching and Learning
at Queen's
Wednesday, May 5, 2021**

Teaching Intro Archaeology via Storybooks and Videos

M. Barbara Reeves



CLST 131: Introduction to Archaeology II: Methods and Analysis

Recruitment Poster

CLST 131: Introduction to Archaeology II: Methods and Analysis (Winter 2020)

How should we approach the material remains of past cultures in the 21st century?



How are modern excavations and surveys conducted?



What can we learn about past cultures and environments through objects, buildings, images, food scraps, human remains, and anything else intentionally or accidentally preserved?



This is a first year on campus lecture course with no prerequisites. It is open to anyone with an interest in archaeology or material remains and is recommended for anyone planning to participate in an archaeological field school or to work with cultural remains.

EYEWITNESS

ANCIENT GREECE

Discover the world of myths and legends and the rich history of the ancient world



EYEWITNESS

ANCIENT ROMAN

Discover the glory of the Roman civilization



EYEWITNESS BOOKS

ARCHAEOLOGY


Discover the extraordinary world of archeology – and the fascinating techniques used to piece together civilizations of the past



JANE McINTOSH

The Conservation of the archaeological record is a fundamental principle of heritage management

National
(e.g. Jordan)



International
(UN)



Professional
(e.g. UK
Institute of
Field
Archaeologists'
Code of
Conduct)

As we have seen, it is a requirement of governments and professional organizations

Expectations regarding Objects



Buried or submerged objects have reached stability with the surrounding environment

Expectations regarding Excavation Areas

Most areas are backfilled for protection after excavation by pouring back in the soil that was removed



As we go through the list of excavation tasks, think about what role you would like to play on an excavation.



Project Director: Every team needs a project director to create the project goals and strategies, get the permits and funding, assemble the team, explain to everyone what to do, and understand and explain the greater context of each find in the context of the site, region, and relevant time periods.



Area and Procedure Supervisors: These people concentrate on a particular area of the site or a particular procedure (e.g. top plan drawing) so as to train and supervise others.



Could you imagine yourself in one of those positions? Keep that image in mind in the next section as we start excavating.



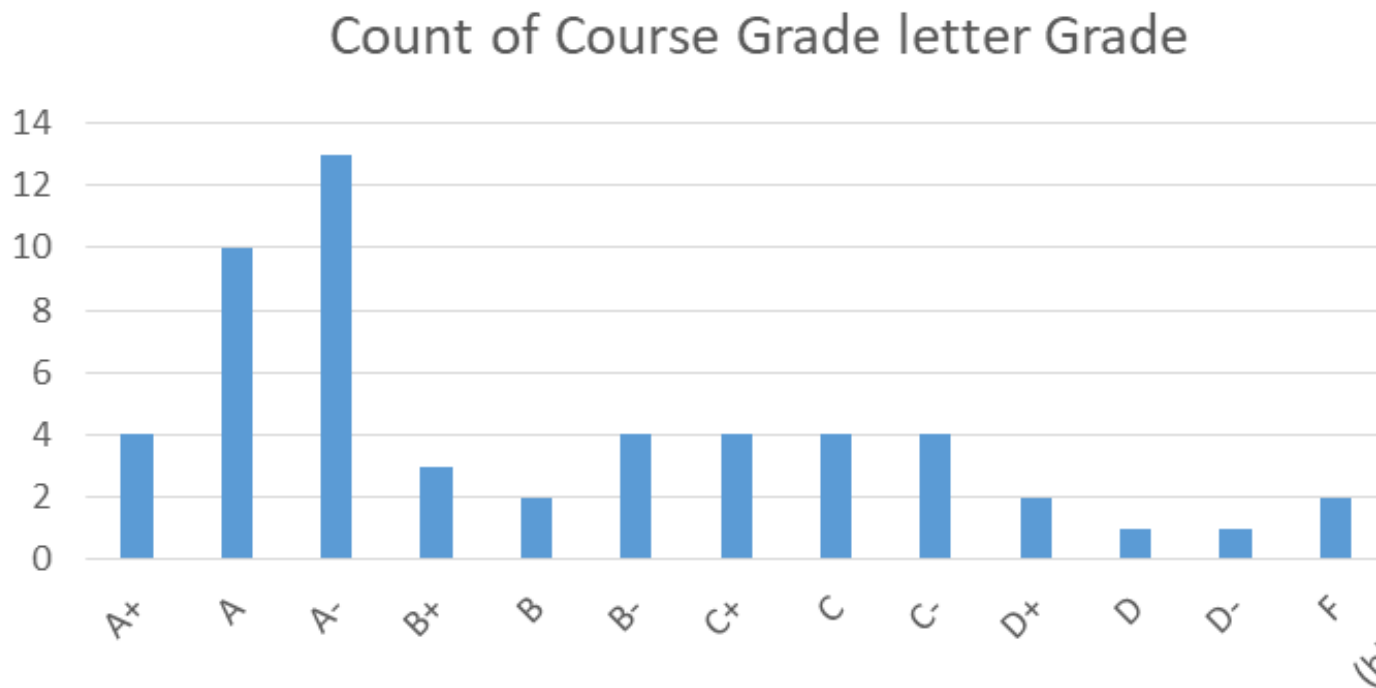




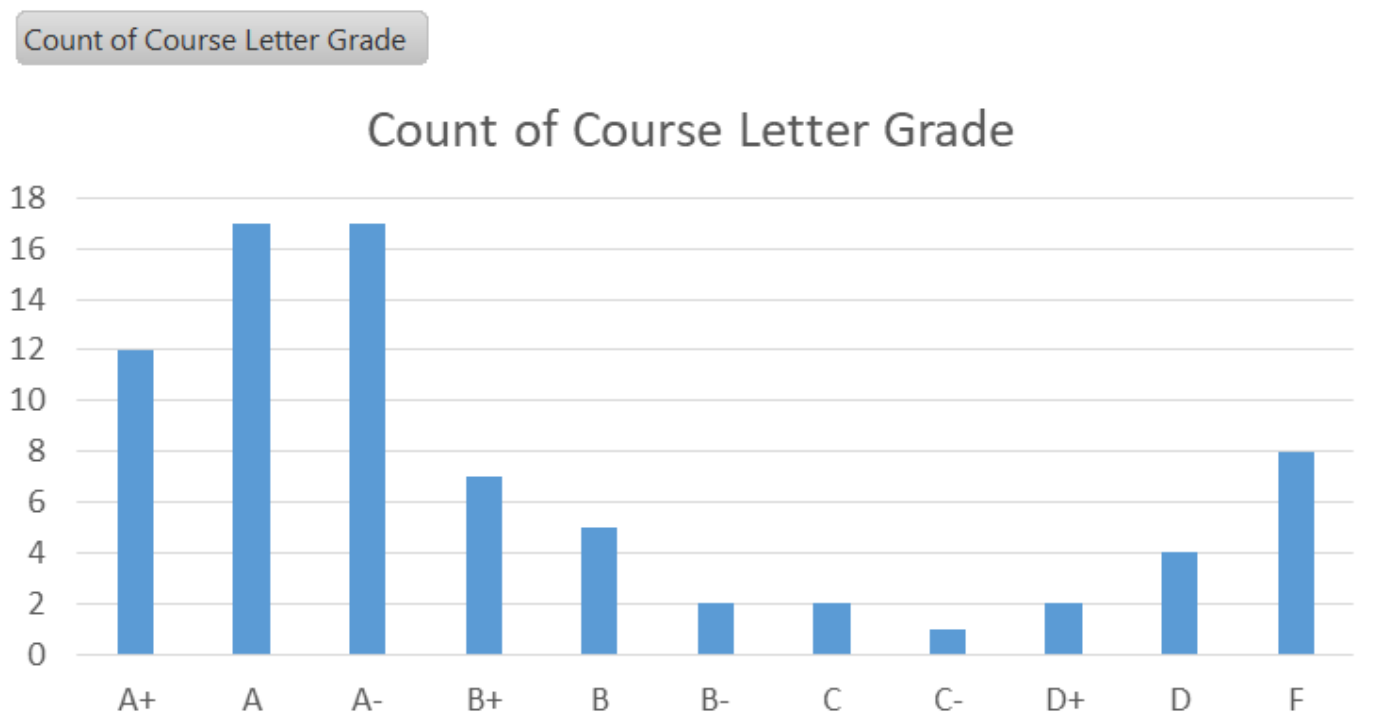
Week 12 by Emily



2019
on campus



2020
virtual
asynchronous



QSSET comments

- “This was my most engaging course this semester. I appreciated the weekly videos because it showed effort and passion of teaching ... The weekly assignments were great for my learning and I thoroughly enjoyed the course material. ...”
- “I immensely enjoyed my time in this class! The workload was perfect... The material was presented in a fun and engaging way, and I always enjoyed how the office hours would expand on what I had learned, or offered an insight into the career paths ...”
- “The most engaging organized professor I've had during this hell-scape of online learning. Course material was spread out throughout the week and I especially looked forward to the introduction videos each week.”
- “Dr. Reeves is an absolutely amazing professor. She engages her students by using both readings and videos and you can feel the passion she has for archeology. Dr. Reeves' course has inspired me to pursue a degree in classical studies.”

Thanks to

**Videographers: John Pierce, Terry
Smith**

Sock maker: Emily Croft

**CTL and Arts and Science Online
guidance documents**