

22
23

ENDOWMENT FUND



Donor support makes a difference every day at Queen's. Your generosity makes it possible for our students to prepare for impactful careers and for our researchers to solve the global challenges that will propel us all forward.

You play an integral role in advancing Queen's mission through your support and unwavering confidence. Your investment not only makes a difference today but has a profound influence on our future.

Thank you for believing in Queen's!

TOTAL ASSETS

\$1,457,000,000

AS OF APRIL 30, 2023

\$24,700,000

TOTAL GIFTS AND PLEDGE PAYMENTS RECEIVED TO
ENDOWED FUNDS IN THE 2022-2023 FISCAL YEAR

The opportunity to play for Queen's Women's Rugby while working towards my Bachelor of Arts in Health Studies at Queen's was only possible with donor support. The MacInnis and Howey Families Ontario Bursary has significantly changed my university experience by allowing me time to study and play for a varsity team.

Riley, Artsci'25



8.0%

ANNUALIZED RETURN
OVER THE PAST 20 YEARS

FOR THE 2022-2023 FISCAL YEAR

The endowment's growth would not be possible without our community of generous donors, many of whom regularly give multiple gifts each year.

Donors

2,412

New Funds

26

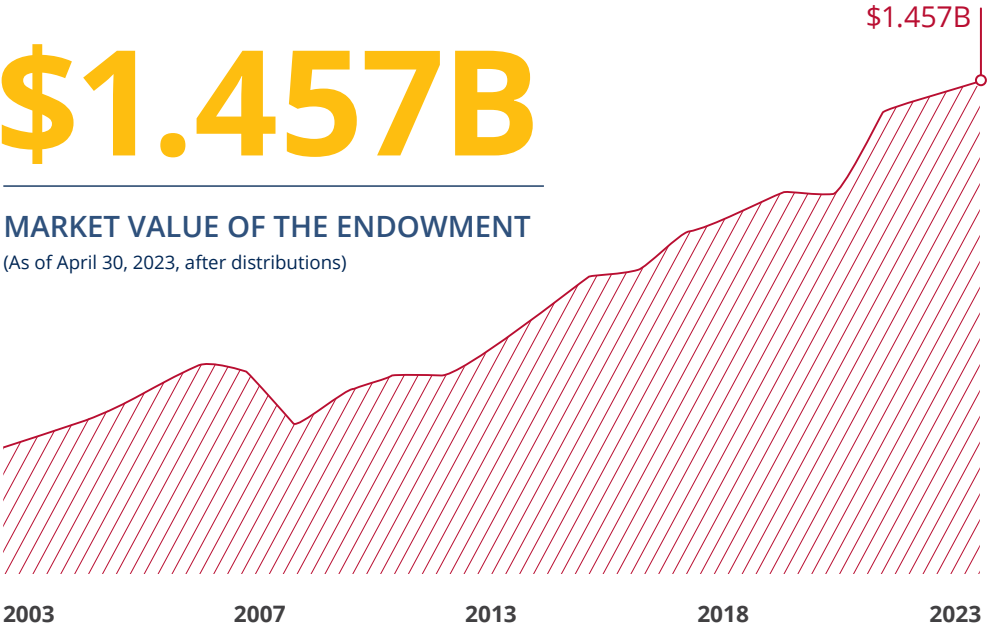



\$521M

DISTRIBUTED OVER
THE PAST 15 YEARS

SECOND HIGHEST FUNDS PER FULL-TIME EQUIVALENT STUDENT AMONG CANADIAN UNIVERSITIES*

*Source: 2021 CAUBO Investment survey (>5,000 students)



The Cartwright-Duncan Trust Bursary is helping me to fund the opportunity to shadow and learn from physicians at a hospital in Kenya through the International Medical Aid Internship Program. This opportunity will provide me with an international experience in the medical field and allow me to work on my practical medical skills. Receiving this bursary will ultimately contribute to my future success in the medical profession. Thank you.

Jayden, BHSc'25



ENDOWMENT PAYOUT

Fiscal year is from
May 1 to April 30.



\$36M
2018

\$40M
2019

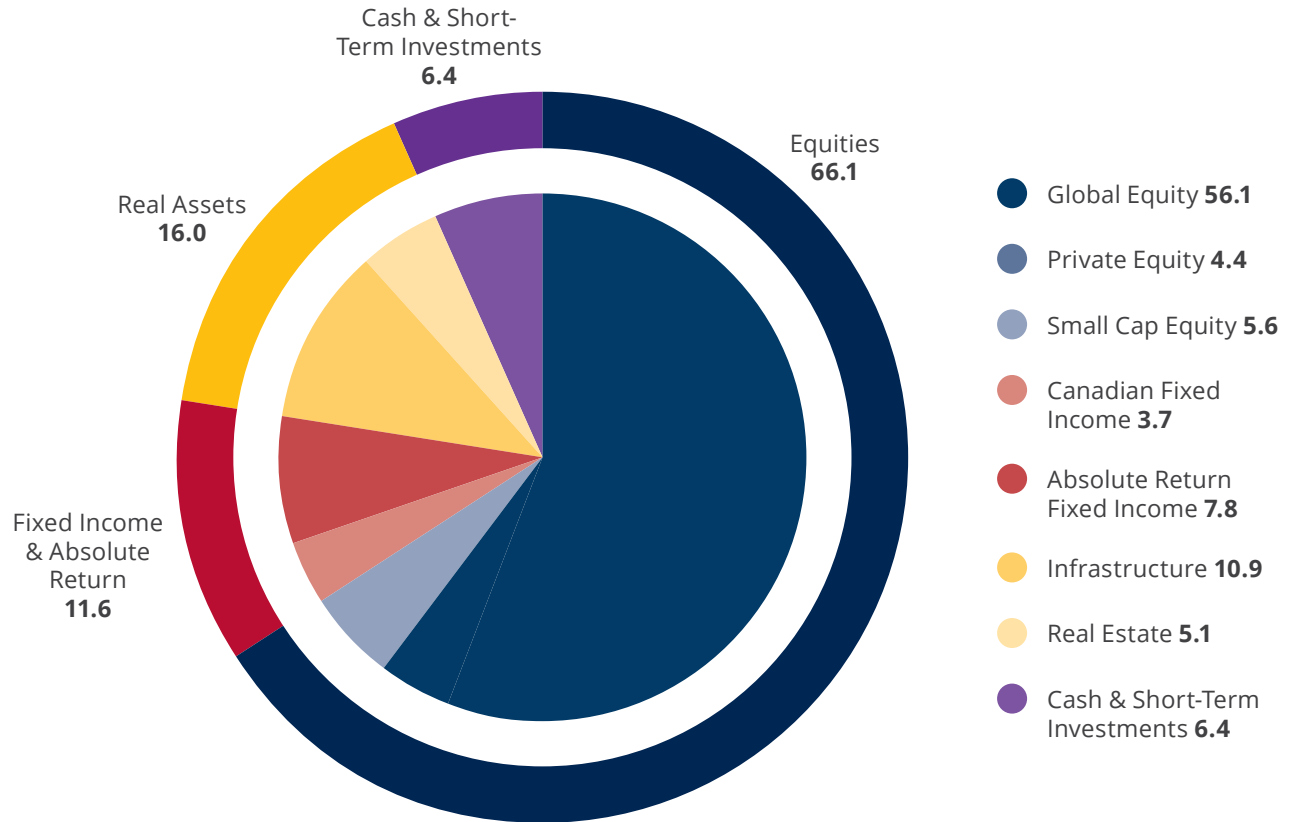
\$42M
2020

\$45M
2021

\$50M
2022

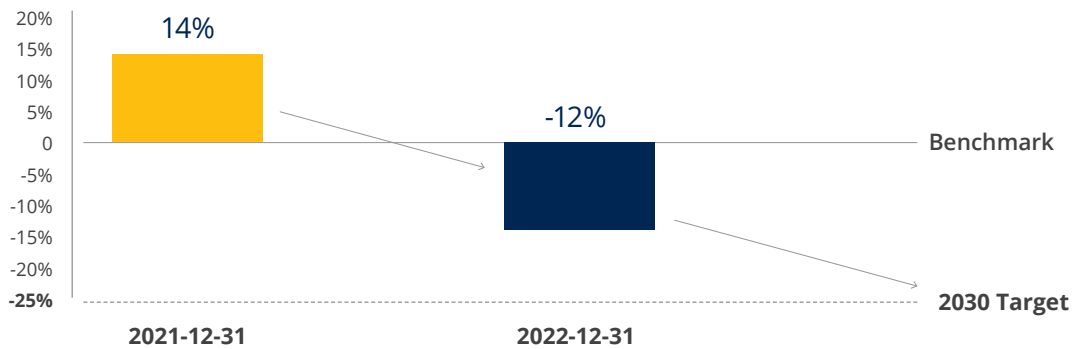
ASSET MIX (%)

(As of April 30, 2023)



CARBON FOOTPRINT VS. BENCHMARK OVER TIME

One year ago, our endowment's carbon footprint was 14% above the benchmark index. As of December 31, 2022 its carbon footprint was 84.9 tons CO₂e per million dollars invested, which was 12% below the benchmark. [Read more about responsible investing.](#)



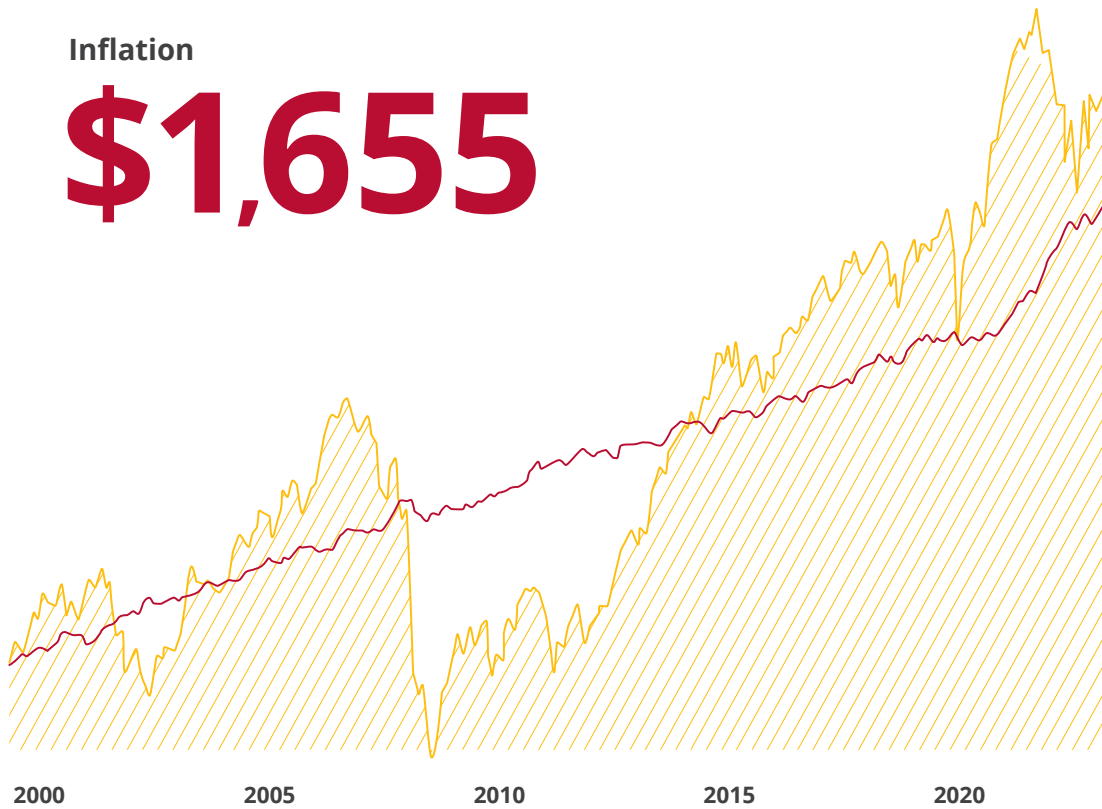
GROWTH OF \$1,000 INVESTED IN THE FUND, AFTER DISTRIBUTIONS
(As of April 30, 2023)

Endowment

\$1,801

Inflation

\$1,655



Investment Committee Members

Chair

T. Mattina

Vice-Chair

S. Lawrence

Secretary

B. O'Neill

Ex Officio

P. Deane

D. Janiec

M. Sinclair

M. Wilson-Trider

Appointed

M. Brophy

O. Crawford-Lem

S. Lawrence

C. Matthews

T. Mattina

D. McCann

D. Raymond

Thank You
