


23
24

ENDOWMENT REPORT



Donors to the
Endowment Fund are
investing in a better future for
us all — one that is equitable,
sustainable and prosperous.



Together, we are empowering students and researchers to tackle humanity's greatest challenges.

Thank you for creating impact that will endure for generations to come.

TOTAL ASSETS

\$1,599,000,000

AS OF APRIL 30, 2024

\$31,668,267

TOTAL GIFTS RECEIVED TO ENDOWED FUNDS
IN THE 2023-2024 FISCAL YEAR

Without donor support, I would not have been able to attend Queen's — or anywhere else, for that matter. This bursary has allowed me to enjoy my university experience knowing I will be financially stable at the end. Your support has changed my life in ways I don't yet know."

Rachel, Artsci'26



8.3%

ANNUALIZED RETURN
OVER THE PAST 10 YEARS

FOR THE 2023-2024 FISCAL YEAR

Donors ensure the long—term growth of the endowment, creating impact that will be as significant in the future as it is today.

2,104

DONORS

547


FUNDS

\$552M

DISTRIBUTED OVER THE PAST 15 YEARS

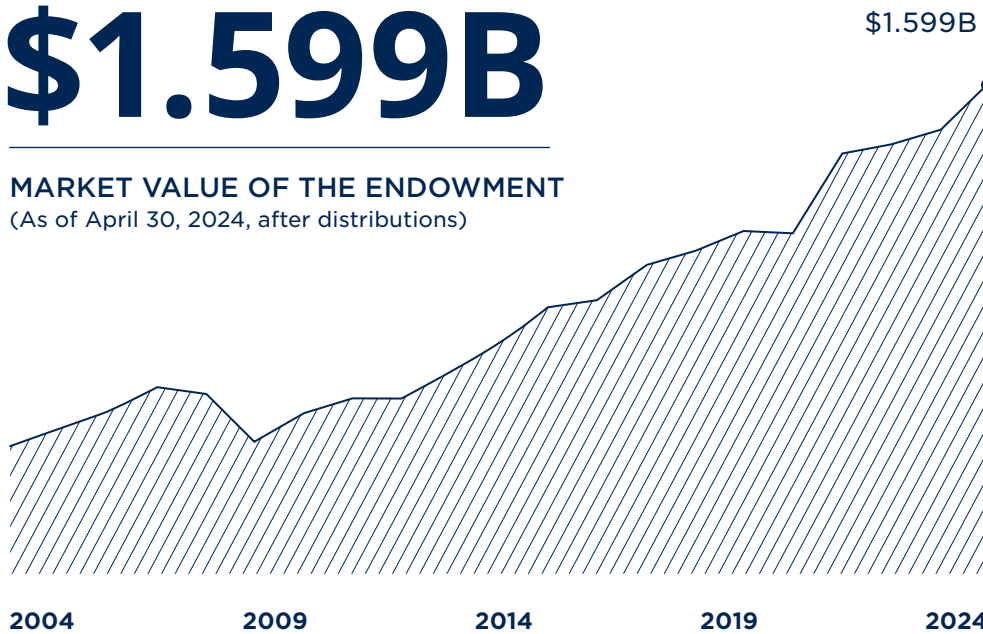
SECOND HIGHEST FUNDS PER FULL-TIME EQUIVALENT STUDENT AMONG CANADIAN UNIVERSITIES*

*2023 CAUBO Investment Survey (>5,000 students)



\$1.599B

MARKET VALUE OF THE ENDOWMENT
(As of April 30, 2024, after distributions)



Studying at Queen's launched a career in academia for me. I feel fortunate that I can give back by giving an incremental amount every year, and a bequest in my will. Now I have a legacy fund that will help students reach their goals.

Dawn Bowen, PhD'98



ENDOWMENT PAYOUT

(Fiscal year is from
May 1 to April 30)



\$40M

2019

\$42M

2020

\$45M

2021

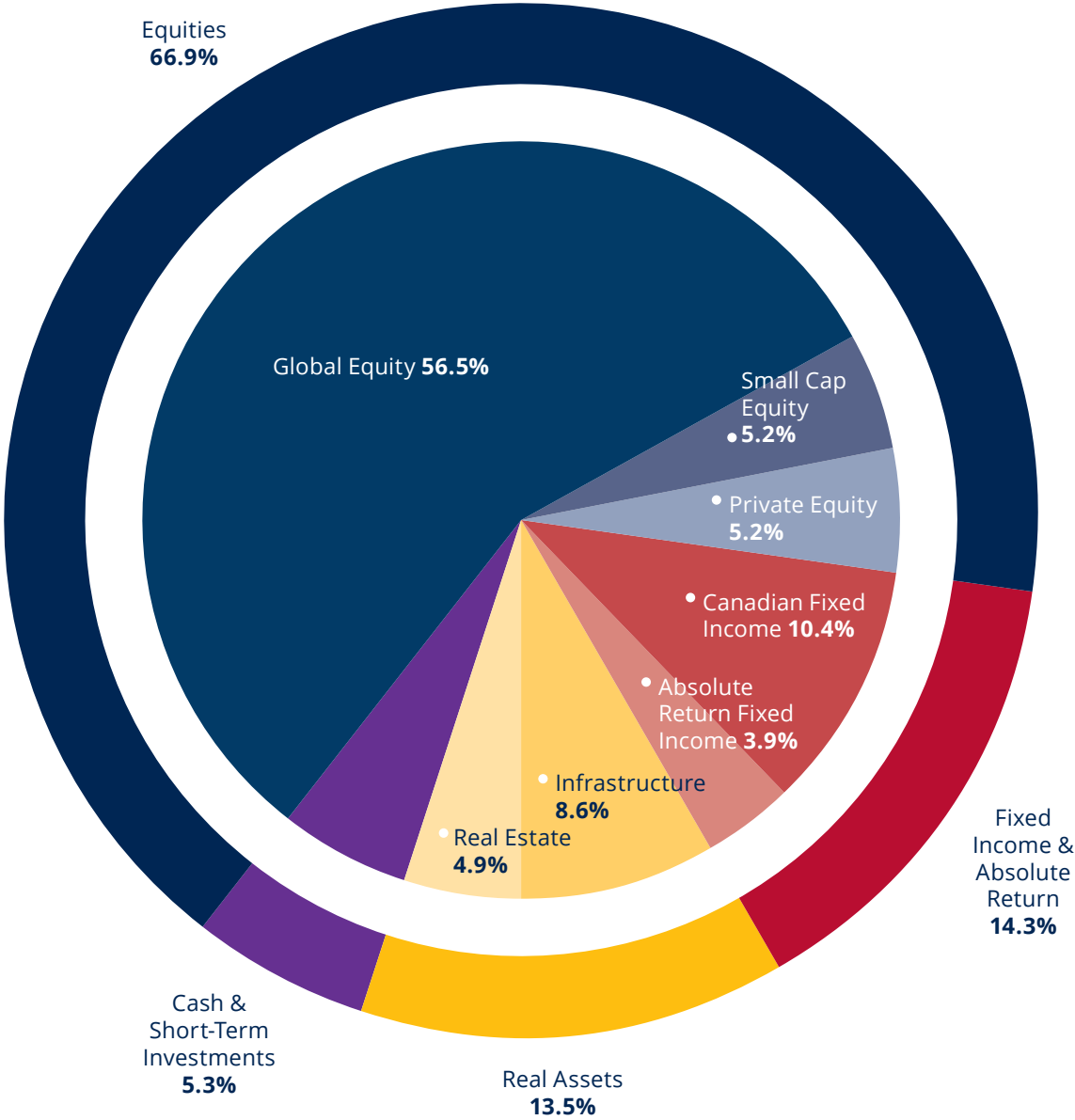
\$50M

2022

\$56M

2023

ASSET MIX
(As of April 30, 2024)



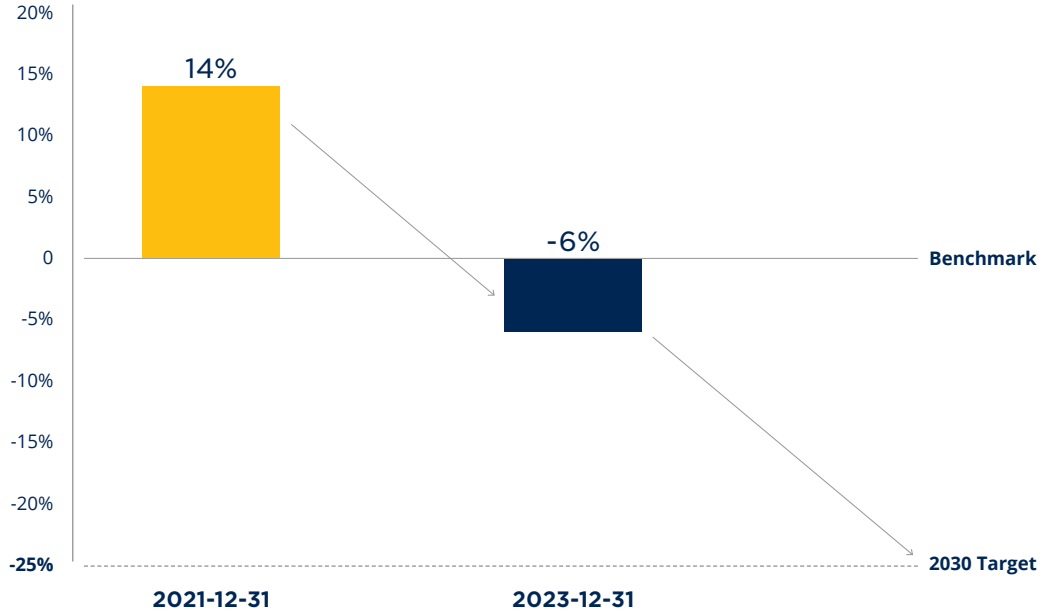
Donors who give to endowments are making the impossible possible by investing in Queen’s research and academic community. They ensure we have the resources to continue making groundbreaking discoveries that improve lives and lead to the betterment of society.

Dr. Andrew Craig
Director of the Cara & Murray Sinclair Cancer Research Institute



CARBON FOOTPRINT VS. BENCHMARK OVER TIME

On December 31, 2021, our endowment’s carbon footprint was 14% above the benchmark index. As of December 31, 2023, its carbon footprint was 84.8 tons CO₂e per million dollars invested, which was 6% below the benchmark. [Read more about Responsible Investing.](#)



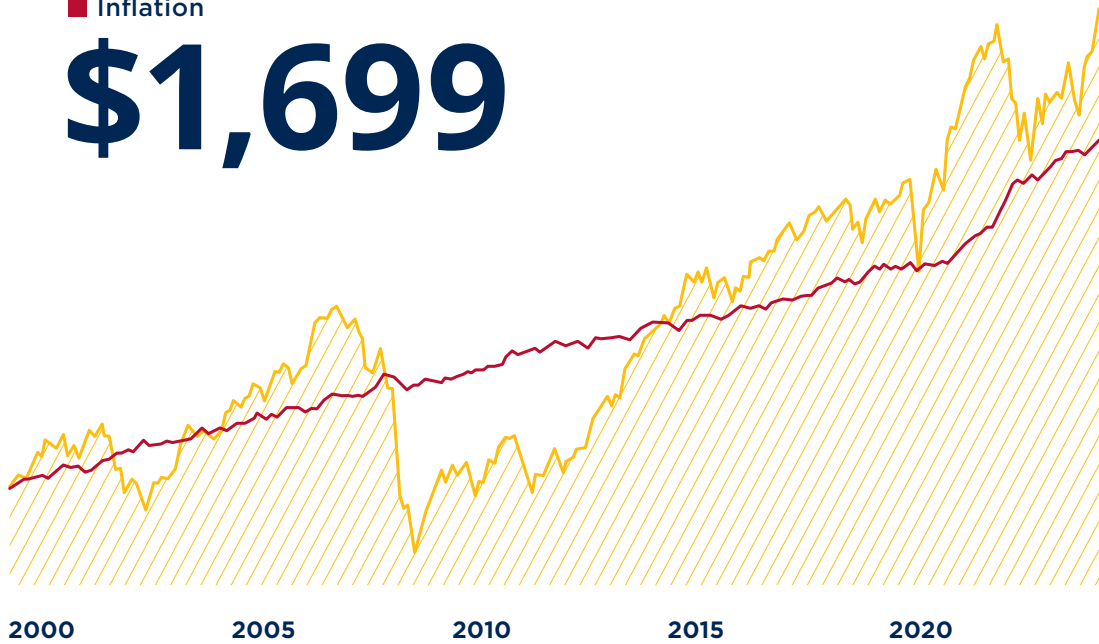
**GROWTH OF \$1,000 INVESTED IN THE FUND,
AFTER DISTRIBUTIONS**
(As of April 30, 2024)

■ Endowment

\$1,930

■ Inflation

\$1,699



Investment Committee Members

The members of the Investment Committee effective July 1, 2024

Chair

J. Keohane

Vice-Chair

T. Mattina

Secretary

B. O'Neill

ExOfficio

D. Court

D. Janiec

S. Rogers

Appointed

M. Brophy

S. Cheung

S. Lawrence

C. Matthews

T. Mattina

D. Raymond

D. Walker

[Learn more about Queen's Endowment](#)

**From all of us at
Queen's University,
thank you!**
