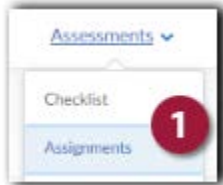


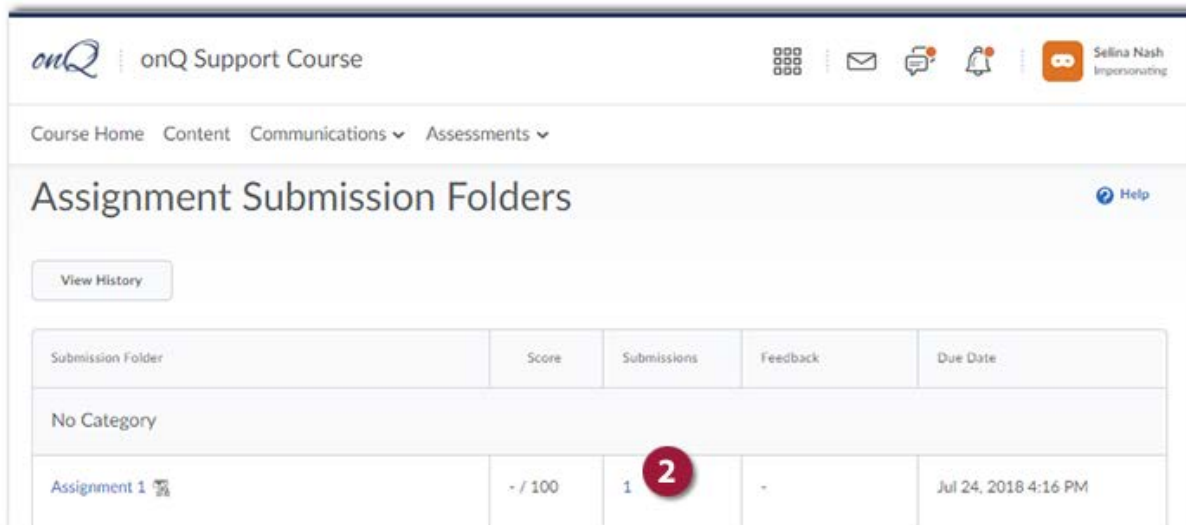
## STUDENT ONQ – REVIEW SIMILARITY SCORE AND SIMILARITY REPORT

Once you have uploaded an assignment to Turnitin through onQ you will be able to access your Similarity score and Similarity report if your instructor has given you permission to see them.

1. On the navbar, select **Assignments** under the **Assessments** tab.



2. On the Assignment Submission Folder page click the **number** (1 in example below) under the Submissions column of the Assignment you want to view.



The screenshot shows the 'Assignment Submission Folders' page in onQ. The page header includes the onQ logo, 'onQ Support Course', and navigation links for 'Course Home', 'Content', 'Communications', and 'Assessments'. A 'View History' button is visible. The main content is a table with the following data:

Submission Folder	Score	Submissions	Feedback	Due Date
No Category				
Assignment 1	- / 100	1	-	Jul 24, 2018 4:16 PM

This will take you to the **Submission History** page for this assignment.

1. **Submissions Folder** – access to all assignment submission folders.
2. **Submission(s)** - original submission files.
3. **Turnitin Similarity** – percentage match to periodical, journals, publications, previously submitted papers, and internet content. See Similarity Score Index below.
4. If you have been given access to see the **Turnitin Similarity Report** you can access it by clicking on the Similarity Score.

onQ | onQ Support Course

Course Home Content Communications ▾ Assessments ▾

Submission Folder List > View History

## Submission History

Submission Folder **1**






Assignment 1 ▾ Apply

Folder Type

Individual submission folder  
File based submission, attachment required

Submission(s) <b>2</b>	Turnitin® Similarity <b>3</b>	Date Submitted ▾
✉ <a href="#">Assignment 1.docx</a> (13.06 KB)	0% <b>4</b>	Jul 24, 2018 4:16 PM < 1 hr late

### SIMILARITY SCORE INDEX:

-  **Blue:** No matching text
-  **Green:** One word to 24% matching text
-  **Yellow:** 25-49% matching text
-  **Orange:** 50-74% matching text
-  **Red:** 75-100% matching text

The icons indicate the percentage of the similarity score and the corresponding color on a blue (0%) to red scale (100%).