
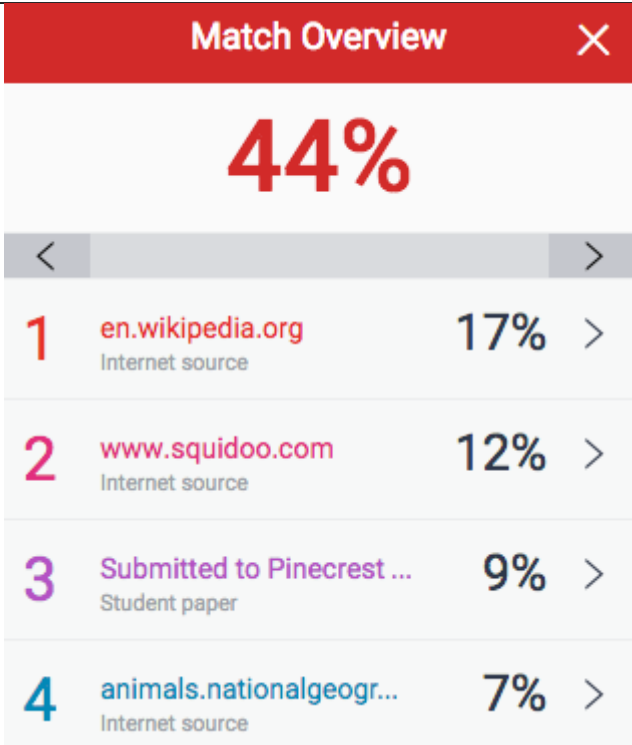
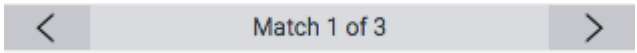

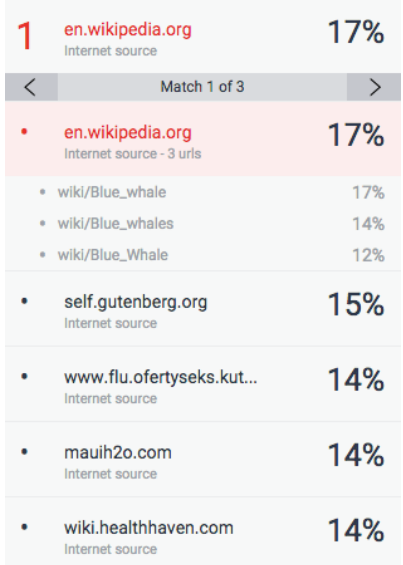


UNDERSTANDING THE SIMILARITY REPORT

Turnitin compares papers against an ever expanding database of Internet pages, archived pages that might not be available any more, a subscription repository of periodicals, journals, publications, and a repository of previously submitted papers.

The similarity score is a percentage of the paper's matches to other sources; it is not an assessment of whether the paper includes plagiarized material. The similarity report is a tool for instructors and students to easily find matches or similar text within submitted work.

MATCH OVERVIEW																
<p>The Match Overview gives you a breakdown of all the matches that have been found in the paper and allows you to clearly view the similarity score. Matches are ordered by highest instance of similarity down to the lowest. Each match has a color and a number attached to it. These color tags will help you to find the match on the paper itself.</p>																
<p>1. To view the Match Overview, click on the red, numerical similarity score from the product toolbar.</p>																
<p>2. The Match Overview will be displayed within the Match Overview side panel.</p>	 <table border="1"><thead><tr><th>Rank</th><th>Source</th><th>Similarity</th></tr></thead><tbody><tr><td>1</td><td>en.wikipedia.org Internet source</td><td>17%</td></tr><tr><td>2</td><td>www.squidoo.com Internet source</td><td>12%</td></tr><tr><td>3</td><td>Submitted to Pinecrest ... Student paper</td><td>9%</td></tr><tr><td>4</td><td>animals.nationalgeogr... Internet source</td><td>7%</td></tr></tbody></table>	Rank	Source	Similarity	1	en.wikipedia.org Internet source	17%	2	www.squidoo.com Internet source	12%	3	Submitted to Pinecrest ... Student paper	9%	4	animals.nationalgeogr... Internet source	7%
Rank	Source	Similarity														
1	en.wikipedia.org Internet source	17%														
2	www.squidoo.com Internet source	12%														
3	Submitted to Pinecrest ... Student paper	9%														
4	animals.nationalgeogr... Internet source	7%														

<p>3. Having clicked the Match Overview icon, this will also highlight any matches within the paper itself. Each match can be color coded to help you identify them easily.</p>	<p>The blue whale's common name derives from bluish-hue that covers the upper side of it body, while its Latin designation is <i>Balaenoptera musculus</i>. The blue whale belongs to the Mysticeti suborder of cetaceans, also known as baleen whales, which means they have fringed plates of fingernail-like material, called baleen, attached to their upper jaws. Blue whales feed almost exclusively on krill, though they also take small numbers of copepods. An adult blue whale can eat up to 40 million krill in a day.</p>																				
<p>4. By clicking on one of the sources from the Match Overview side panel, you can discover how many matches have been found for each source. Click the navigation arrows to jump from one match to the next; this will move you through the paper itself.</p>																					
<p>5. Should you wish to see a match breakdown for each source, click the arrow to the right of the source.</p>																					
<p>6. You can now see a large list of all the sources concerning this particular match. Click any of these matches to be directed to it on your paper.</p>	 <table border="1"> <thead> <tr> <th>Source</th> <th>Percentage</th> </tr> </thead> <tbody> <tr> <td>1 en.wikipedia.org Internet source</td> <td>17%</td> </tr> <tr> <td>en.wikipedia.org Internet source - 3 urls</td> <td>17%</td> </tr> <tr> <td>• wiki/Blue_whale</td> <td>17%</td> </tr> <tr> <td>• wiki/Blue_whales</td> <td>14%</td> </tr> <tr> <td>• wiki/Blue_Whale</td> <td>12%</td> </tr> <tr> <td>• self.gutenberg.org Internet source</td> <td>15%</td> </tr> <tr> <td>• www.flu.ofertyseks.kut... Internet source</td> <td>14%</td> </tr> <tr> <td>• mauih2o.com Internet source</td> <td>14%</td> </tr> <tr> <td>• wiki.healthhaven.com Internet source</td> <td>14%</td> </tr> </tbody> </table>	Source	Percentage	1 en.wikipedia.org Internet source	17%	en.wikipedia.org Internet source - 3 urls	17%	• wiki/Blue_whale	17%	• wiki/Blue_whales	14%	• wiki/Blue_Whale	12%	• self.gutenberg.org Internet source	15%	• www.flu.ofertyseks.kut... Internet source	14%	• mauih2o.com Internet source	14%	• wiki.healthhaven.com Internet source	14%
Source	Percentage																				
1 en.wikipedia.org Internet source	17%																				
en.wikipedia.org Internet source - 3 urls	17%																				
• wiki/Blue_whale	17%																				
• wiki/Blue_whales	14%																				
• wiki/Blue_Whale	12%																				
• self.gutenberg.org Internet source	15%																				
• www.flu.ofertyseks.kut... Internet source	14%																				
• mauih2o.com Internet source	14%																				
• wiki.healthhaven.com Internet source	14%																				

VIEWING SOURCE DETAILS

1. If you would like to see more information regarding the text that has matched to a source, click on the source number from within the paper

the animal kingdom for its adaptations beyond it
 At 30 metres (98 ft) in length and 190 tonnes (210
 veight, it is the largest existing animal and the

2. A pop-up box will appear; this will show you further details relating to the source that your writing has been matched with.



3. Should you wish to view the source in more depth, click on the Full Source View icon in the top right-hand corner of the pop-up.



4. The right-hand side panel will change to Full Source Text, which you can scroll through to read in detail.



- Click the X icon in the top right-hand corner of the side panel to return to the Match Overview.

Full Source Text ✕

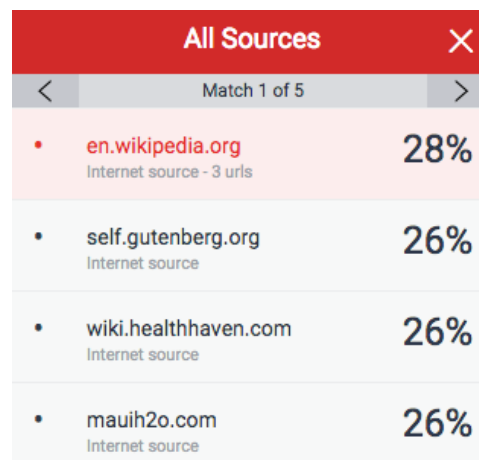
ALL SOURCES

In the All Sources side panel, all of the sources that have been found are displayed and sorted by highest percentage to lowest percentage match. Clicking on any source will change the navigation bar at the top of the page, displaying how many times that this source has matched in the paper. Clicking the arrows will allow you to see where these have matched on the page. You can further refine this navigation by clicking on an individual page within a source; this will simply show you matches from that specific sub-source.

- To view All Sources, click on the red graph icon from the similarity toolbar.



- You can now see a large list of all the sources for this paper. Click any of these matches to be directed to it on your paper.



3. Click the X icon in the top right-hand corner of the side panel to close the full panel.

All Sources



CHANGING FILTERS AND SETTINGS

You may apply several different filters to your report, should you wish to make any exclusions.

EXCLUSION BY TEXT TYPE

1. Click the red Filter icon from the similarity toolbar.



2. From the *Filters and Settings* side panel, use the check boxes to make bibliography and quote exclusions from the similarity report.

Filters and Settings



FILTERS

Exclude Quotes

Exclude Bibliography

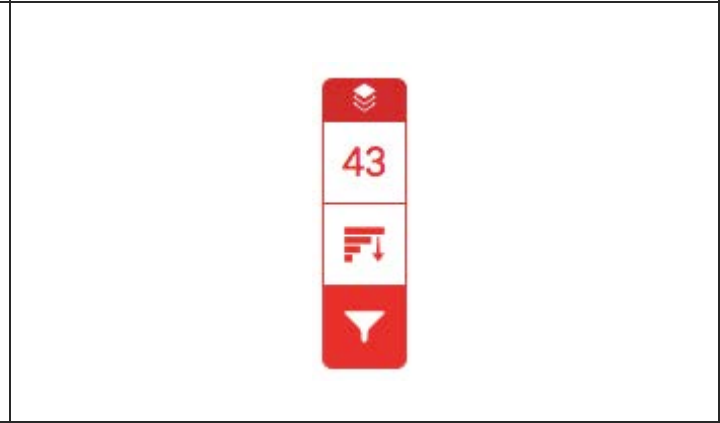
3. Click *Apply Changes* to confirm this change. This will regenerate the similarity report to include your exclusions.

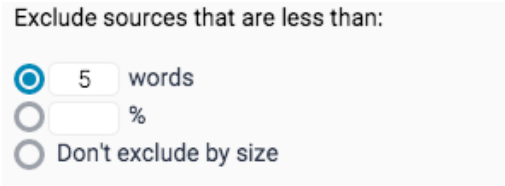

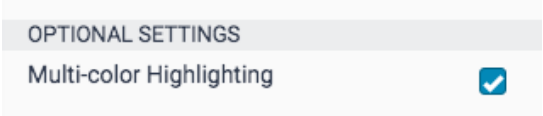
Apply Changes

<div data-bbox="138 394 771 1297"> <p>1 en.wikipedia.org 17% Internet source</p> <p>< Match 1 of 3 ></p> <ul style="list-style-type: none"> en.wikipedia.org 17% Internet source - 3 urls wiki/Blue_whale 17% wiki/Blue_whales 14% wiki/Blue_Whale 12% <ul style="list-style-type: none"> self.gutenberg.org 15% Internet source www.flu.ofertyseks.kut... 14% Internet source mauih2o.com 14% Internet source wiki.healthhaven.com 14% Internet source </div>	
-----------------------------------------------------------------------------------------------------------------------------------------------------------------------------------------------------------------------------------------------------------------------------------------------------------------------------------------------------------------------------------------------------------------------------------------------------------------------------------------------------------------------------------------------------------------------------------------------------------------------------------------------------------------------------	--

EXCLUSION BY NUMBER

1. Click the red filter icon from the similarity toolbar.



<p>2. From the <i>Filters and Settings</i> side panel, use the radio and text boxes to make report exclusions. You may exclude sources that are less than a certain number of words or a certain percentage of words.</p> <p>For example, filtering by 10 words will exclude all sources with a cumulative match word count that is less than 10 words.</p>	
<p><u>REPORT MULTI-COLOR HIGHLIGHTING</u></p> <p>1. To apply multi-color highlighting to the similarity report, click the red Filter icon from the similarity toolbar.</p>	
<p>2. From the Filters and Settings side panel, use the Multi-Color Highlighting checkbox to turn multi-color highlighting on and off in the similarity report.</p>	
<p>3. To save your filters and/or settings, click the Apply Changes button.</p>	