

STUDENT ONQ – VIEW THE TURNITIN AND/OR GRADEMARK FEEDBACK

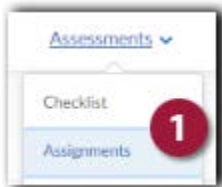
NOTE: What feedback you receive will depend on what the instructor has given you permission to view. It could be just one or all the following:

- Similarity score
- Similarity report
- GradeMark feedback (annotations, comments, and grade).

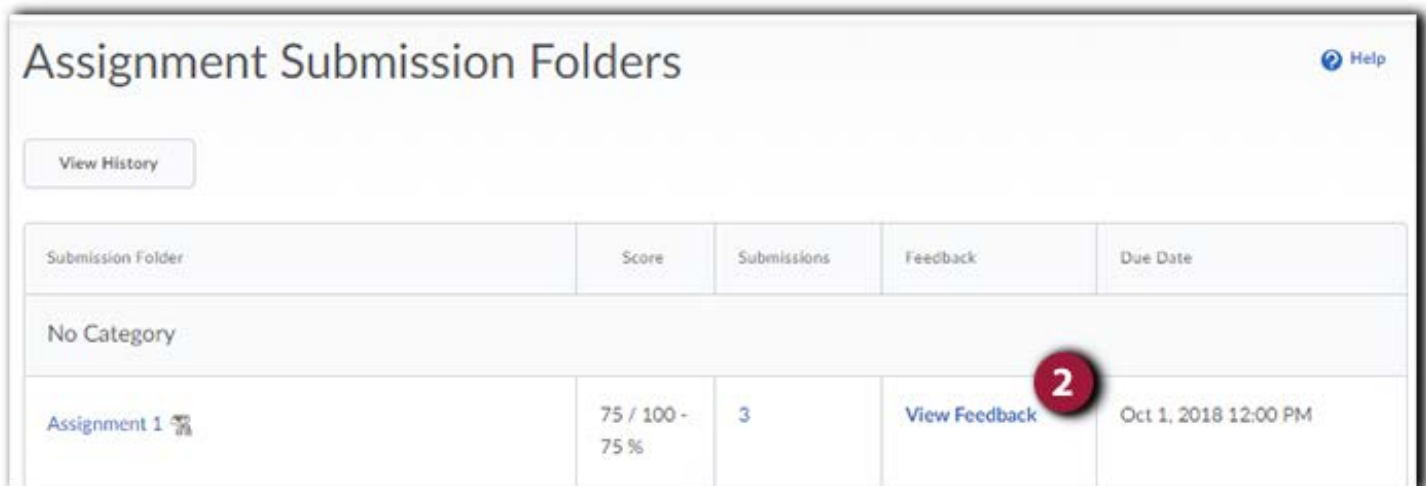
If you are unsure, please check with your instructor.

ACCESSING ASSIGNMENT FEEDBACK

1. On the navbar, select **Assignments** under the **Assessments** tab.




2. On the Assignment Submission Folder page click **View Feedback** under the feedback column of the Assignment you want to view.



Assignment Submission Folders Help

[View History](#)

Submission Folder	Score	Submissions	Feedback	Due Date
No Category				
Assignment 1 	75 / 100 - 75 %	3	View Feedback	Oct 1, 2018 12:00 PM

VIEWING ASSIGNMENT FEEDBACK

1. **Submissions Feedback** – view the Turnitin report.
2. **Score** - grade associated with the submission.
3. **Submission(s)** - original submission files.
4. **Turnitin Similarity** – percentage match to periodical, journals, publications, previously submitted papers, and internet content. See Similarity Score Index below.
5. **Turnitin GradeMark** - view the Turnitin report with GradeMark feedback.

Assignments > View Feedback

Feedback for Assignment 1

Submission Feedback **1**

[View Inline Feedback](#) for assignment1..docx

Score

75 / 100 - 75 % **2**

Feedback Date

Jul 24, 2018 8:43 AM

User Submissions

Submission Folder

Assignment 1

Submission(s)

Submission(s) 3	Turnitin® Similarity 4	Turnitin® GradeMark® 5	Date Submitted ▼
assignment1..docx (13.12 KB)	0 %	View Inline Feedback	Jul 23, 2018 10:32 AM

SIMILARITY SCORE INDEX:

- Blue:** No matching text
- Green:** One word to 24% matching text
- Yellow:** 25-49% matching text
- Orange:** 50-74% matching text
- Red:** 75-100% matching text

The icons indicate the percentage of the similarity score and the corresponding color on a blue (0%) to red scale (100%).