







## Directions to RARC, in Mackintosh-Corry Hall

Mackintosh-Corry Hall is a large building consisting of six Wings, labeled 'A' through 'F'. Our office is located in the lower level (Level 1) of the 'B' Wing, in room B100.

There are 4 main entrances to Mackintosh-Corry Hall, which are located in Wings A, B, C and D, as shown on the map below. Please note that only entrances A and D are wheelchair accessible .

Icon	Description of Map Icons
	Entrance to Mackintosh-Corry Hall (Labelled A-D)
	Wheelchair lift
	Parking
	Point of entry to Mackintosh-Corry Hall from street (Labelled 1-4)
	Elevator

For directions to **Entrance A**, [click here](#).

For directions to **Entrance B**, [click here](#).


For directions to **Entrance C**, [click here](#).

For directions to **Entrance D**, [click here](#).



## Entrance A Directions


Entrance A is located on the north-west side (Union Street) of the building. There is a wheelchair ramp on the end of the building, leading to the entrance doors, which have an automatic door opener.


Upon entering, turn right and go straight where you will approach the food court on the right-hand side. Before you reach the end of the food court, you will notice washrooms, an elevator (see map ) , and stairs going down on the left-hand side. Please go down one level by using either the stairs, or elevator (Level 1). At the bottom of the stairs, open the left door, and straight across are the two doors to our office. From the elevator, continue straight, and then make a slight left to reach the two doors to our office.



## Entrance B Directions

Entrance B is located on the north-east side (University Ave) of the building. Between Richardson Hall and Dunning Hall, there is a pathway to stairs that lead to the Entrance B doors.


Upon entering, you will turn left and go straight where you will pass the food court. Before you reach the end of the food court, you will notice washrooms, an elevator (see map ) , and stairs doing down on the left-hand side. Please go down one level by using either the stairs, or elevator (Level 1). At the bottom of the stairs, open the left door, and straight across are the two doors to our office. From the elevator, continue straight, and then make a slight left to reach the two doors to our office.






## Entrance C Directions

Entrance C is located on the east side (University Ave) of the building. Between Ellis Hall and Richardson Hall, there is a pathway to stairs that lead to the Entrance C doors.

Upon entering, there are washrooms, an elevator (see map ) , and stairs going down on the right-hand side. Please go down one level by using either the stairs, or elevator (Level 1). At the bottom of the stairs, open the left door, and straight across are the two doors to our office. From the elevator, continue straight, and then make a slight left to reach the two doors to our office.



## Entrance D Directions

Entrance D is located on the west side (Frank Tindall Field) of the building, at the South end of the field (furthest end from Union Street).

Upon entering, turn left and go straight using the stairs or wheelchair lift. A code is required to operate the lift and can be obtained from Student Wellness Services, or by pushing the button on the red emergency phone beside the lift. On the left-hand side, you will notice the food court, and on the right-hand side, you will notice washrooms, an elevator (see map 📍), and stairs going down. Please go down one level by using either the stairs, or elevator (Level 1). At the bottom of the stairs, open the left door, and straight across are the two doors to our office. From the elevator, continue straight, and then make a slight left to reach the two doors to our office.

If you have an appointment, a parking pass can be provided at request for our designated parking space 🚗, if not already requested by another client.

