



Chemwatch FFX

Online MSDS and Emergency Reference Source

- General Overview -

Department of Environmental Health and Safety
June, 2013

ChemWatch® and ChemFFX

Overview

The ChemFFX application provides employers and employees with a platform to manage hazardous substances and dangerous goods by using a web-based database as a means to providing Material Safety Data Sheet (MSDS) electronically. Within the software, the **Backpack** module provides a comprehensive search function that draws from a library with a collection of more than 13 million MSDS that is maintained by the ChemWatch global database system.

This data is commonly presented as either Chemwatch written (Gold) Material Safety Data Sheets or Vendor (supplier) written MSDSs or both. The Chemwatch written MSDSs is often preferable because it is more detailed, is available in multiple languages and is in a consistent format for easy reading.

- ChemFFX also provides direct emergency response information by category:
 - First Aid
 - Spills
 - Fire Fighting
 - Doctor

ChemWatch® and ChemFFX

Document Objective

Once you have reviewed the following training material, you will be able to:

- Search for a Gold MSDS reference sheet (this will be your default search item as it is the most comprehensive material safety data sheet version)
- Search and print a Vendor MSDS, if required
- View multiple Vendor documents
- Obtain direct emergency response information by category: First Aid, Spills, Fire Fighting and Doctor
- Obtain on-line help if required
- Contact the appropriate Queen's University staff for any questions regarding ChemFFX.

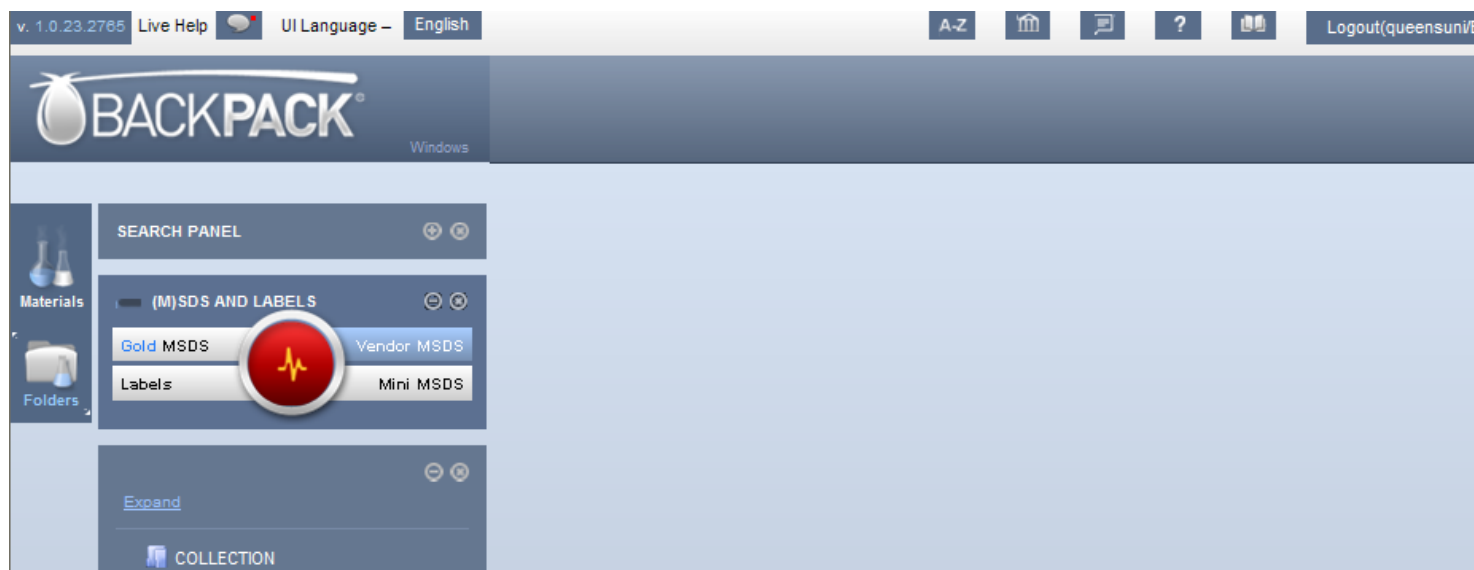
Access ChemFFX

Login – while on Queen’s University Campus

To access ChemFFX when using the Queen’s University network infrastructure (includes Innovation Park), launch your web browser and enter the following site address:

[FFX \(chemwatch.net\)](http://FFX.chemwatch.net)

A login id and password is not required. You will be taken directly into the main screen.



ChemFFX Main Window

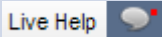
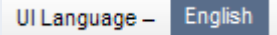





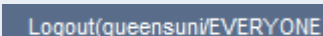



The **Backpack** module provides access to the MSDS repository, and also includes a “folders” feature for managing a personal collection of MSDS. Take a moment to review the main window components, defined on the following page.

The screenshot displays the ChemFFX Backpack main window interface. At the top, a navigation bar includes the version number 'v. 1.0.23.2765', 'Live Help', 'UI Language - English', and icons for 'A-Z', home, chat, help, and user profile. A 'Logout(queensuni)' link is visible on the right. The main header features the 'BACKPACK' logo and the word 'Windows'. On the left, there are 'Materials' and 'Folders' icons. The central area is divided into two main sections, both highlighted with red boxes and callouts:

- MSDS Search and source options:** This section includes a 'SEARCH PANEL' with expand/collapse icons, a '(M) SDS AND LABELS' section with expand/collapse icons, and four source categories: 'Gold MSDS', 'Vendor MSDS', 'Labels', and 'Mini MSDS'. A red circular icon with a white pulse symbol is positioned over the 'Labels' category.
- Optional personalized MSDS repository management:** This section is titled 'Expand' and contains a list of repository categories: 'COLLECTION', 'ENTERPRISE', 'FOLDERS', 'MANIFEST', and 'DELETED', each with a folder icon and a right-pointing arrow.

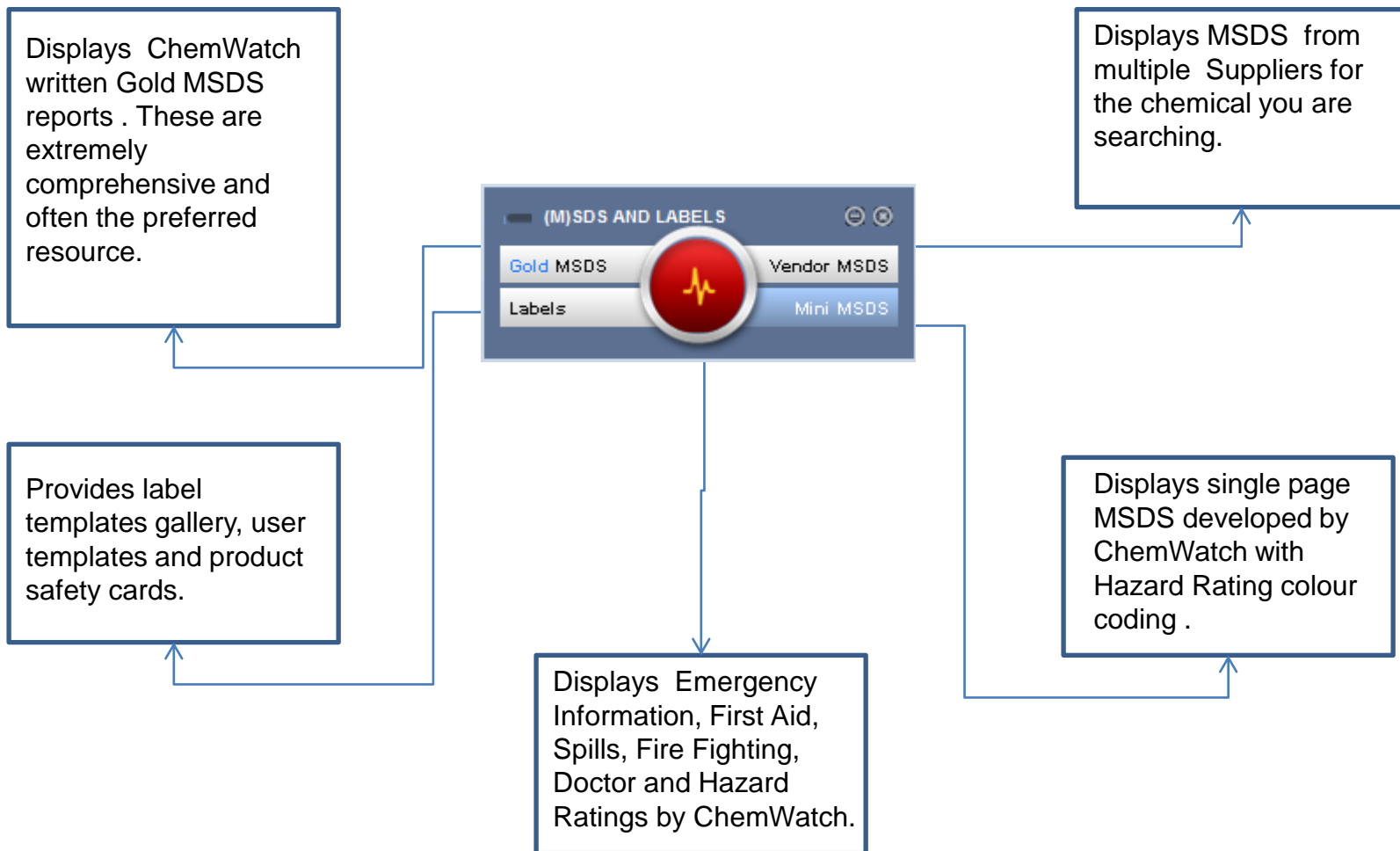
Callouts are provided for 'User help features' (pointing to the top navigation bar), 'MSDS Search and source options' (pointing to the search panel), and 'Optional personalized MSDS repository management' (pointing to the expandable list).

ChemFFX Main Window – Feature Components

Screen Element	Description
	A direct link to Chemwatch technical support staff.
	Default language preference is English. Click to change language preference.
	ChemWatch glossary of terms, in alphabetical order. Also includes a search function.
	On-line ChemWatch learning programs.
	Bulletin board containing industry information.
	On-line help feature, by topic and with search engine.
	ChemWatch full featured user manual.
	Logout. Click to end session.
	The search function for the MSDS repository. Click the + button to expand the window, or the – button to minimize the window.
	Select which version of the MSDS you wish to view. The Gold MSDS is often preferred as it is the most comprehensive.
	Folder management option for maintaining a personal inventory of MSDS sheets. Click the + button to expand the window, or the – button to minimize the window.

ChemFFX Search

Select the button that correspond to the information you wish to see. When searching for an MSDS, select the Gold MSDS option. These MSDS sheets are produced by ChemWatch, and are extremely comprehensive. Search for a Vendor MSDS if circumstances require you to do so.



ChemFFX Search – Basic

1. Expand the search panel screen by clicking the + symbol in the upper right corner.
2. Enter Chemical name in the search field, or select a different search criteria from the drop down menu. You can key in the full name or just a few letters followed by the wildcard search (*). If desired, in the Vendor field, enter Vendor name. The following search is for acetone supplied by Sigma Aldrich:

The screenshot shows the BACKPACK search interface. The search panel on the left has the following fields and options:

- Name: acetone
- Vendor: sigma aldrich
- Search criteria: Full (selected), Own
- Buttons: Clear, Show Own, SEARCH

The search results table is as follows:

<input type="checkbox"/>	Track	Material Name	Vendor	Synonym
<input type="checkbox"/>		acetone		
<input type="checkbox"/>		phorone		acetone
<input type="checkbox"/>		n-pentane		Acetone
<input type="checkbox"/>		7-methylindole		Acetone
<input type="checkbox"/>		Oatey Purple Primer/ Cleaner		Acetone
<input type="checkbox"/>		PCR SEQUENCING PROTOCOLS		Acetone
<input type="checkbox"/>		1,3-dichlorotetrafluoroacetone		Acetone

Annotations in the image:

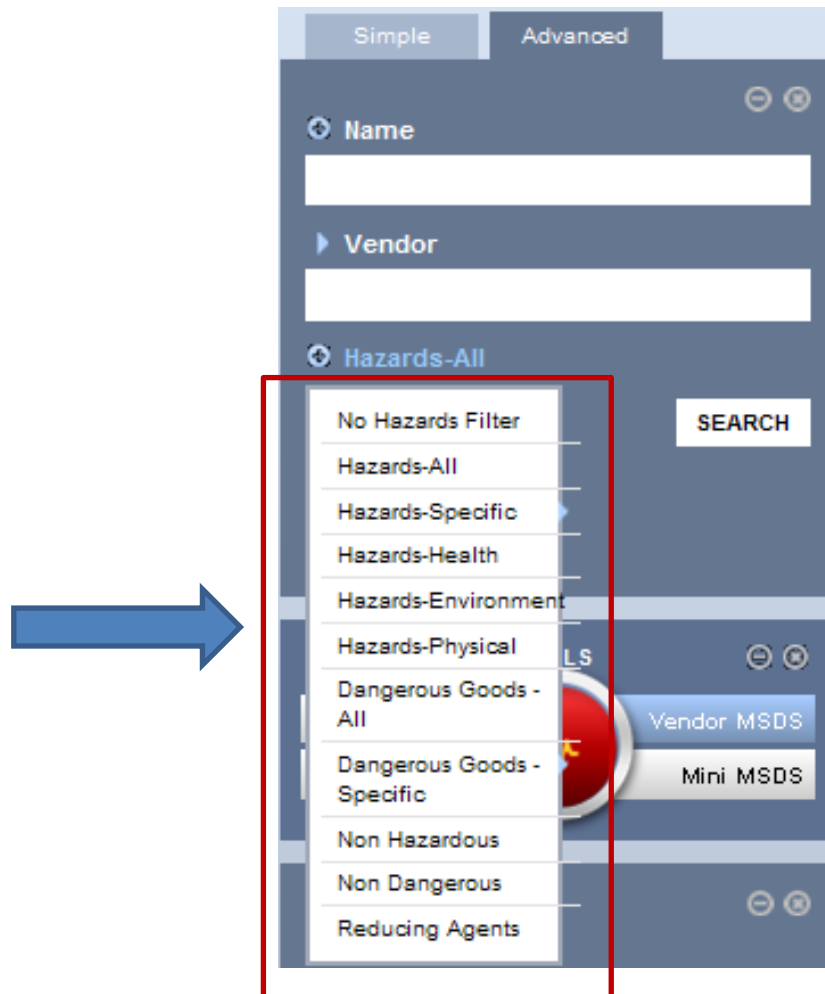
- A red box highlights the Print, Send to, and Save buttons in the top right corner.
- A blue arrow points to the 'Full' search option in the search panel.
- A blue arrow points to the 'Material Name' column in the search results table.
- A red box around the text 'Utilize available functions as required.' is positioned over the search results table.

Click **Full** to search against the entire MSDS repository. The **Own** indicator will only search your folders (if utilized).

Click **Material Name** of the desired line item to open the MSDS in a separate window.

ChemFFX Search – Advanced

1. Expand the search panel screen by clicking the + symbol in the upper right corner.
2. Click the **Advanced** tab. In addition to the name and/or Vendor search, there is an additional search on **Hazards-Health**.



On-line Help/Reference

ChemFFX User references produced/maintained by ChemWatch®:

1. Select from the various reference services available. Hover over each button to determine nature of help provided.

v. 1.0.23.2765 Live Help  UI Language – English



Queen's University Department of Environmental Health and Safety

1. Go to [Chemical Safety | Office of Risk and Safety Services \(queensu.ca\)](https://queensu.ca/chemical-safety) Click the Chemical tab for access to additional information

If you come across any of the following issues, please contact Ben Fiegen, Queen's University Department of Environmental Health and Safety 613-533-6000 ext. 75119 or email fiegenb@queensu.ca:

- Inability to access ChemFFX
- Gold MSDS sheet unavailable or out of date
- Vendor MSDS sheet unavailable or out of date
- Any other questions, where you are in doubt

After Hours

If you require an MSDS reference sheet after hours and you do not have access to a computer, contact Queen's University Campus Security at 613-533-6733 (non-emergency Security line).