


STETHOSCOPE AT HOME




Materials



1x flexible tubing



2x balloons



2x small funnels

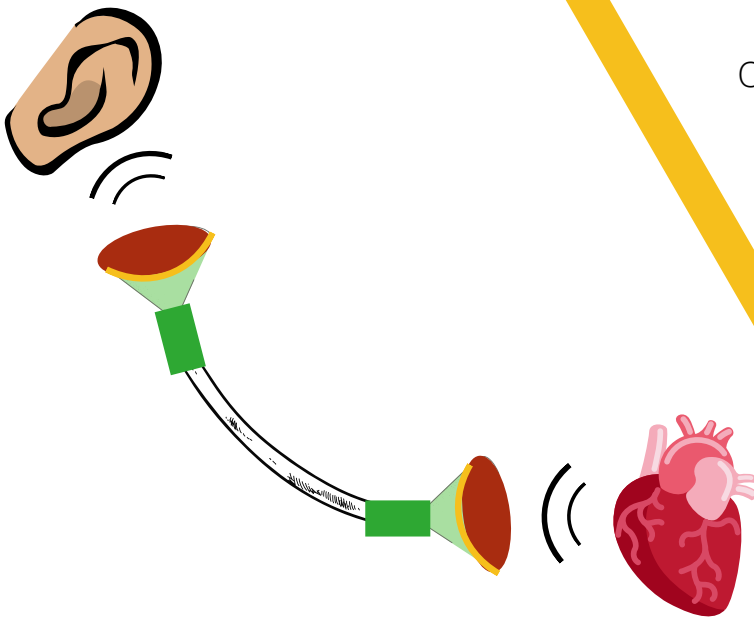


2x elastics



Tape

Final Setup



Assembly

Cut the end of the balloons off with scissors. Put the balloon around large part of the funnel. Make sure the balloon is smooth and tight like a drum!

Use the elastics to tightly secure the balloons to the funnels

Fit tubing into OR over narrow part of funnels. Use tape to make the fit snug and secure

How does it work?

Our hearts are constantly beating, they never take a break, even when we are sleeping!

The beating 'lub-dub' sound our heart makes is the results of the valves opening and closing as it pushes the blood around inside our bodies

Use the stethoscope in a quiet space to listen to the heartbeats of family, friends and tolerant pets



QCPCU
Queen's CardioPulmonary Unit



Watch our YouTube tutorial!

