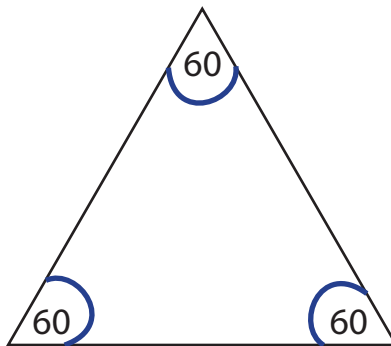


History of Geometry

Activity 4 - Yin Yang

The Yin Yang symbol represents an ancient Chinese understanding of how life works. The outside of the circle represents “all”, while the black and white shapes within the circle represent the relationship of two energies called “yin” (black) and “yang” (white), which cause everything to happen. Like life, many things cannot operate without an opposite energy. For example, “hot” (yang) cannot exist without its opposite, “cold” (yin), just like “light” (yang) cannot operate without “dark” (yin). The shape of a Yin Yang symbolizes the ongoing movement of these two energies: yin to yang and yang to yin, just as energies change in life, like water temperature changes from hot to cold, and day passes into night and back again.

- Materials needed: card stock or construction paper, scissors, ruler, compass, protractor, calculator and markers or coloured pencils
- Draw an equilateral triangle (all three sides and angles are the same size) using a compass, ruler and protractor

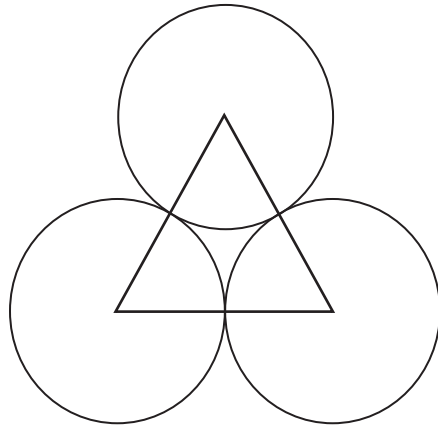


Can you believe THIS is math?

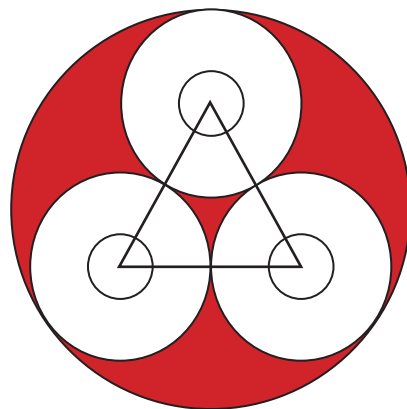
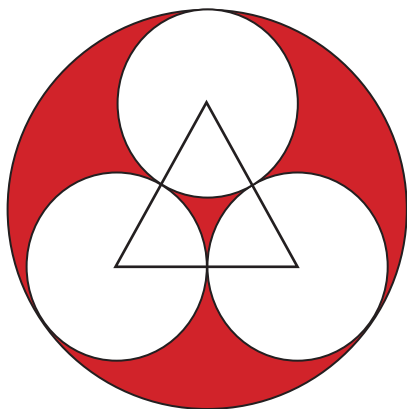
History of Geometry

Activity 4 - Yin Yang - *continued*

- Using a compass, draw three circles centered on the triangle's three points of a diameter



- The cross section of the three red lines is the middle of a larger circle that touches the outside of the three smaller circles (don't colour it in). Draw the bigger circle. You can add three little circles around the triangles' vertices (don't colour these in either).

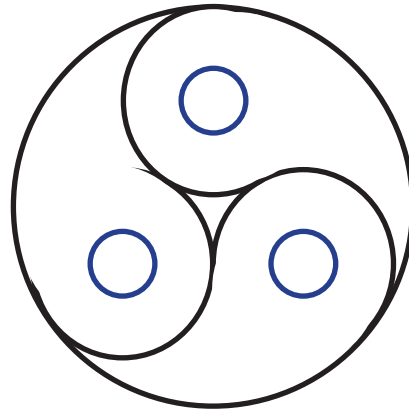


Can you believe **THIS** is math?

History of Geometry

Activity 4 - Yin Yang - *continued*

- Erase the extra lines as shown below and look closely.



- Colour in the shapes to get your Yin Yang!

Can you believe **THIS** is math?