



**$\text{CO}_2$  Flux Measurement Using Soda Lime: Correction for Water Formed during  $\text{CO}_2$  Adsorption**

Paul Grogan

*Ecology*, Volume 79, Issue 4 (Jun., 1998), 1467-1468.

Stable URL:

<http://links.jstor.org/sici?sici=0012-9658%28199806%2979%3A4%3C1467%3AFMUSLC%3E2.0.CO%3B2-R>

---

Your use of the JSTOR archive indicates your acceptance of JSTOR's Terms and Conditions of Use, available at <http://www.jstor.org/about/terms.html>. JSTOR's Terms and Conditions of Use provides, in part, that unless you have obtained prior permission, you may not download an entire issue of a journal or multiple copies of articles, and you may use content in the JSTOR archive only for your personal, non-commercial use.

Each copy of any part of a JSTOR transmission must contain the same copyright notice that appears on the screen or printed page of such transmission.

*Ecology* is published by The Ecological Society of America. Please contact the publisher for further permissions regarding the use of this work. Publisher contact information may be obtained at <http://www.jstor.org/journals/esa.html>.

---

*Ecology*

©1998 The Ecological Society of America

JSTOR and the JSTOR logo are trademarks of JSTOR, and are Registered in the U.S. Patent and Trademark Office. For more information on JSTOR contact [jstor-info@umich.edu](mailto:jstor-info@umich.edu).

©2003 JSTOR

## CO<sub>2</sub> FLUX MEASUREMENT USING SODA LIME: CORRECTION FOR WATER FORMED DURING CO<sub>2</sub> ADSORPTION

PAUL GROGAN

*Valley Life Sciences Building, Department of Integrative Biology, University of California, Berkeley, California 94720 USA*

**Abstract.** Terrestrial carbon budgets and models of ecosystem carbon cycling rely on accurate field measurements of CO<sub>2</sub> release from soils. Despite limitations of accuracy that require the use of a calibration curve, the soda-lime technique has distinct advantages that have resulted in its continued use for in situ measurements of soil respiration. In this note I report an error in the correction factor used to account for water formed during chemical adsorption of CO<sub>2</sub> by soda lime. The appropriate correction factor (1.69 in place of 1.41) implies that all previously reported CO<sub>2</sub> fluxes using the soda-lime method should be increased by 20%. Recent global estimates of soil CO<sub>2</sub> release have relied largely on soda-lime data and will require reevaluation in the light of this correction.

*Key words:* CO<sub>2</sub> flux measurements; soda lime; soil respiration.

Carbon dioxide release from soil is an indicator of microbial and root activity and as such is an essential component of terrestrial carbon budgets and models of ecosystem carbon cycling. The soda-lime technique has been used extensively for >30 yr to measure CO<sub>2</sub> fluxes from soil under field conditions (e.g., Monteith et al. 1964). Inaccuracies with the method arise because the CO<sub>2</sub> adsorption rate of soda lime is rarely in equilibrium with the efflux rates being measured. The use of a calibration curve (see below) is necessary to compensate for this error. Despite this limitation, soda lime has distinct advantages for making field estimates of CO<sub>2</sub> fluxes: (1) it can readily provide single integrated measures over a daily time scale and thus incorporate the effects of diurnal fluctuations in abiotic variables that control CO<sub>2</sub> release; (2) it is robust and economical, making it more appropriate for the large numbers of replicate field measurements necessary to account for the enormous spatial heterogeneity associated with soil surface CO<sub>2</sub> effluxes (Cropper et al. 1985, Raich et al. 1990, Rochette et al. 1991). For these reasons, the soda-lime technique is likely to continue to have applications for in situ field measurements of soil respiration. Protocols for its use are described in most major soils methods texts (e.g., Soil Science Society of America: Anderson 1982, Zibilske 1994). Furthermore, the technique has been used to report soil respiration fluxes in at least 12 studies in major ecological journals since 1988.

Soda lime is a variable mixture of sodium and calcium hydroxides that reacts with CO<sub>2</sub> to form carbonates. The amount of CO<sub>2</sub> adsorbed by soda lime exposed beneath

an inverted chamber placed over the soil surface is proportional to the increase in soda-lime dry mass during the sampling period. In recent years, many researchers have preferred to use a "dynamic" method in which the rate of change in CO<sub>2</sub> concentration of air circulated through an inverted chamber is measured using an infrared gas analyzer (IRGA). Laboratory studies with known fluxes and simulated soil surfaces (e.g., Nay et al. 1994) have demonstrated that better accuracy is achieved with the dynamic approach because the soda-lime adsorption rate is rarely at equilibrium with the flux being measured. At flux rates reported as  $\leq 1.6 \text{ g CO}_2\text{-C}\cdot\text{m}^{-2}\cdot\text{d}^{-1}$ , Nay et al. demonstrated that soda lime overestimated fluxes. Under such conditions, adsorption of CO<sub>2</sub> by soda lime lowered headspace concentrations below ambient thus enhancing the flux diffusion gradient. By contrast, underestimation occurred at a flux rate of  $5.0 \text{ g CO}_2\text{-C}\cdot\text{m}^{-2}\cdot\text{d}^{-1}$ . At this value, CO<sub>2</sub> concentrations in the headspace greatly exceeded ambient levels, suggesting that soda-lime adsorption efficiency became progressively more limiting as flux rates increased. In the field, an extensive field comparison of soda lime and IRGA methods (Ewel et al. 1987) found that underestimation occurred at values  $>1.4 \text{ g CO}_2\text{-C}\cdot\text{m}^{-2}\cdot\text{d}^{-1}$  (see Fig. 1). Almost identical logarithmic regression equations relating results from the two techniques have now been derived independently (Ewel et al. 1987, Haynes and Gower 1995) that allow correction for underestimation by soda lime at high fluxes. The following discussion outlines an inherent error in the method used to calculate soda-lime fluxes that modifies the slope of the soda lime/IRGA relationship.

Edwards (1982) conducted a review of the soda-lime method in which guidelines for determining the appropriate exposed surface area and quantity of soda lime were

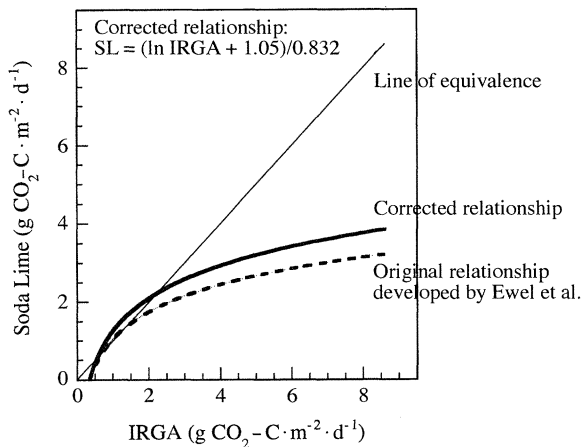
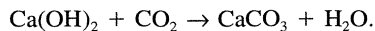
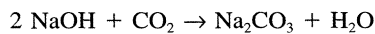


FIG. 1. Relationship between  $\text{CO}_2$  efflux rates as measured by infrared gas analyzer (IRGA) and soda-lime methods. (Adapted from Ewel et al. 1987:327; Fig. 3.)

described. Soda-lime adsorption efficiency was tested over extended exposures and shown to decline once the initial mass had increased by 7%. Attention was also drawn to the fact that a correction factor is required to account for water that is formed when soda lime reacts with  $\text{CO}_2$ :



For every mole of  $\text{CO}_2$  that is chemically bound to soda lime, a mole of water is formed that is subsequently evaporated during drying. Thus, the increase in dry mass measured before and after exposure underestimates  $\text{CO}_2$  absorbed by a factor of 18/44 or 40.9%. Edwards (1982) proposed that a correction factor of 1.41 should be applied to the measured mass difference in order to calculate the actual mass of  $\text{CO}_2$  absorbed. In fact, Tesarova and Gloser (1976) had previously reached the same conclusion. However, this conclusion is in error because underestimation by 40.9% implies that the measured mass difference is 59.1% ( $100 - 40.9$ ) of the true mass of  $\text{CO}_2$  absorbed. The appropriate correction factor to be applied to the measured mass difference in order to calculate the true mass of  $\text{CO}_2$  absorbed is 1.69 (i.e.,  $100/59.1$ ).

For example, 1 mole of  $\text{CO}_2$  (44 g) reacts with 74 g of  $\text{Ca}(\text{OH})_2$  to form 100 g  $\text{CaCO}_3$  and 18 g  $\text{H}_2\text{O}$  in a balanced  $\text{CaCO}_3$  reaction. The measured increase in soda-lime mass after oven-drying is 26 g (i.e.,  $100 - 74$ ). Thus a correction factor of 44/26 (i.e., 1.69) should be applied to the measured mass difference to calculate the true mass of  $\text{CO}_2$  absorbed. Edwards' 1982 paper includes empirical data on known additions of  $\text{CO}_2$  to soda lime that support his conclusion. However, he did not include blanks to control for  $\text{CO}_2$  adsorption during the final oven-drying phase in his experiment.  $\text{CO}_2$  uptake during drying can

be substantial, and accounts for 5–40% of the total sample mass increase (P. Grogan, unpublished data). In the absence of adjustment for blanks, overestimation of  $\text{CO}_2$  adsorbed most likely occurred. This omission would have resulted in artificially low computed values for the correction factor due to water formation.

To my knowledge, Edwards' review guidelines have been adopted by all subsequent studies using soda lime. The appropriate correction factor of 1.69 (in place of 1.41) implies that reported fluxes using the soda-lime method and Edwards (1982) protocol are in error and should be increased by 20%. Interpretation of past data sets that used soda lime will obviously be influenced by this correction. Furthermore, this correction modifies the regression equation derived by Ewel et al. (1987) to adjust soda-lime data to equivalent IRGA values (Fig. 1). Finally, integration of data sets using both techniques to generate global patterns of  $\text{CO}_2$  emission for modeling purposes (Raich and Potter 1995, Raich and Nadelhoffer 1989) is likely to be significantly affected by this correction.

#### LITERATURE CITED

- Anderson, J. P. E. 1982. Soil respiration. Pages 831–871 in A. L. Page, R. H. Miller, and D. R. Keeney, editors. *Agronomy Monograph Number 9: Part 2. Chemical and biological properties*. Second edition. American Society of Agronomy and Soil Science Society of America, Madison, Wisconsin, USA.
- Cropper, W. P., K. C. Ewel, and J. W. Raich. 1985. The measurement of soil  $\text{CO}_2$  evolution in situ. *Pedobiologia* 28:35–40.
- Edwards, N. T. 1982. The use of soda lime for measuring respiration rates in terrestrial systems. *Pedobiologia* 23:321–330.
- Ewel, K. C., W. P. Cropper, H. L. Golz. 1987. Soil  $\text{CO}_2$  evolution in Florida slash pine plantations. 1. Changes through time. *Canadian Journal of Forest Research* 17:325–329.
- Haynes, B. E., and S. T. Gower. 1995. Belowground carbon allocation in unfertilized and fertilized red pine plantations in northern Wisconsin. *Tree Physiology* 15:317–325.
- Monteith, J. L., G. Steicz, and K. Yabuki. 1964. Crop photosynthesis and the flux of carbon dioxide below the canopy. *Journal of Applied Ecology* 1:321–337.
- Nay, S. M., K. G. Mattson, and B. T. Bormann. 1994. Biases of chamber methods for measuring soil  $\text{CO}_2$  efflux demonstrated with a laboratory apparatus. *Ecology* 75:2460–2463.
- Raich, J. W., R. D. Bowden, and P. A. Steudler. 1990. Comparison of two static chamber techniques for determining carbon dioxide efflux from forest soils. *Soil Science Society of America Journal* 54:1754–1757.
- Raich, J. W., and K. J. Nadelhoffer. 1989. Belowground carbon allocation in forest ecosystems: global trends. *Ecology* 70:1346–1354.
- Raich, J. W., and C. S. Potter. 1995. Global emissions of carbon dioxide from soils. *Global Biogeochemical Cycles* 9:29–39.
- Rochette, P., R. L. Desjardins, and E. Pattey. 1991. Spatial and temporal variability of soil respiration in agricultural fields. *Canadian Journal of Soil Science* 71:189–196.
- Tesarova, M., and J. Gloser. 1976. Total  $\text{CO}_2$  output from alluvial soils with two types of grassland communities. *Pedobiologia* 16:364–372.
- Zibilske, L. M. 1994. Carbon mineralization. Pages 835–864 in R. W. Weaver, J. S. Angle, and P. S. Bottomley, editors. *Methods of soil analysis: Part 2. Microbiological and Biochemical properties*. Soil Science Society of America, Madison, Wisconsin, USA.